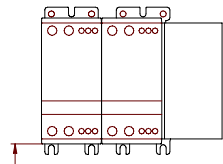
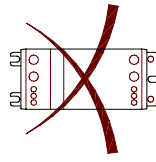


**Montering - Mounting
Montage - Montage**


80 mm min.

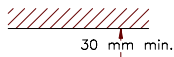


DK: Hvis enheden er monteret vandret, skal driftsstrømmen reduceres med 50%

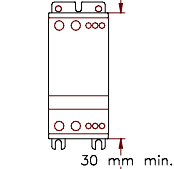
UK: If the unit is mounted horizontally the current must be derated by 50%

DE: Falls Einheit horizontal montiert wird, muss der Strom um 50% reduziert werden

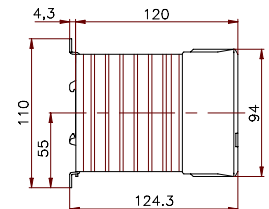
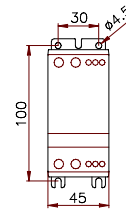
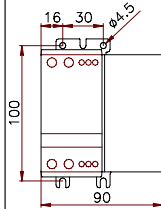
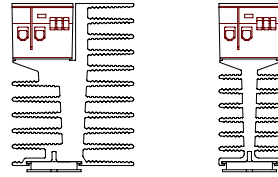
FR: En cas montage horizontal, réduire le courant de 50%



30 mm min.



30 mm min.

**Dimensioner - Dimensions
Dimensionen - Dimensions**


DK: Køleplade skal holdes ren. Luftstrømmen må ikke blokeres

UK: Keep heatsink clean. Airflow must not be blocked

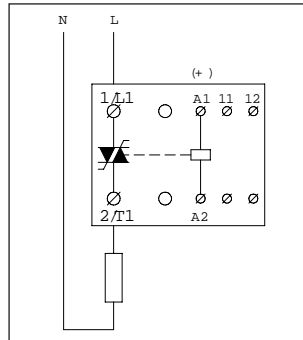
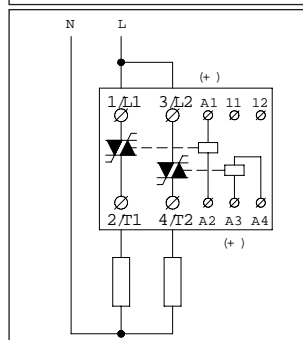
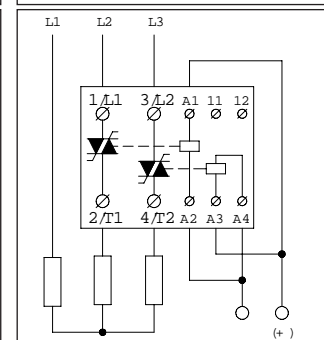
DE: Kühlflächen freihalten. Luftstrom muss ungehindert fließen

FR: Maintenir les plaques de refroidissement libres, l'air doit pouvoir circuler


Forbindelse - Wiring - Verdrahtung - Cablage

75°C Cu Wire/Kabel	mm ²	mm ²
	1 x 1.5 - 6	1 x 0.5 - 1.5
	2 x 1.5 - 6	2 x 0.5 - 0.75
	1 x 1.5 - 6	1 x 0.5 - 1.5
	2 x 1.5 - 6	2 x 0.5 - 1.5
	1 x 1 - 10	1 x 0.5 - 1.5
	2 x 1 - 6	2 x 0.5 - 1.5
	Pozidrive 2 1.2 Nm max.	
	6 mm 1.2 Nm max.	3 mm 0.4 Nm max.

- **Vigtigt** (Overhold max skruedrejningsmomenter)
 - **Important:** (Observe the maximum screw torque limits)
 - **Wichtig:** (Max. Drehmoment beachten)
 Do not connect power factor correction capacitors to the output.

RC11 DX (30A/50A)

RC 22 DX (30A/50A)

RC 22 DX (30A/50A)


Use thermal overload protection as required by the National Electric Code.
 When protected by a non-time delay K5 or H Class fuse, rated 266 % of motor FLA, this device is rated for use on a circuit capable of delivering not more than 5,000 rms. symmetrical amperes, 600 V maximum.
 Maximum surrounding temperature 40°C.

DK: Se specifikationer i datablad

UK: See recommendation in datasheet

DE: Empfehlungen im Datenblatt beachten