

## LED GU10 - High Lumen, High CRI- Dimmable

6.8 W



DATA SHEET

### Product information

Tungshram LED GU10 - High Lumen & High Color Rendering - provides a high quality, dimmable replacement for Halogen products. Premium GU10 lamps are available in 3 main colour temperatures of 2700K, 3000K 4000K in 3 various beam angle, narrow (20°), standard (35°) and wide (60°).

LED GU10 HL & HCRI is set to replace the 6 watt of GU10 Esmart and GU10 Precise range of Tungshram. Superior quality of light with extraordinary colour rendering capabilities gives excellent energy saving solution who looks for reliable, longlife bright light output.

### Features & Benefits

- Total Lumens: up to 510lm
- 25 000 hours solution (L70/B50)
- Colour temperatures: 2700K, 3000K, 4000K
- "F" Energy Class
- 20°, 35° & 60° Beam Angle
- Warranty: 2 years with maximum 8000 burning hours

### Application areas



Home



Hospitality



Retail

### IEC Standards

EN 55015:	Limits and methods of measurement of radio disturbance characteristics of electrical lighting
EN 61547:	Equipment for general lighting purposed EMC immunity requirements
EN 61000-3-2:	Limits for harmonic current emissions (equipment rated current $\leq 16A$ )
EN 61000-3-3:	Limitation of voltage fluctuations and flicker in low voltage supply systems (equipment rated current $\leq 16A$ )
EN 62560:	Self-ballasted LED lamp for general lighting services voltage 50~250V-safety specification
IEC 62471:	Photo biological safety of lamps and lamp systems
IEC/TR 62778:2014:	Assessment of blue light hazard to light sources and luminaries
EN 62493:2010:	Assessment of lighting equipment related to human exposure to electromagnetic fields



## Specification summary

Product Code	Direct Shipment Code	Product Description	Nominal / Rated Power (W)	Nominal/ Rated Beam Angle (°)	Nominal/ Rated Lumens (lm)	Rated Peak Intensity (cd)	Nominal/Rated Life (L70/B50 hours)	CCT (K)	Cap/ Base	EEC	Dimm	Pack Qty
93119539	93119548	LED GU10 Dim 6.8W HL 927 20° TU	6,8	20	510	2500	25.000	2700	GU10	F	Yes	10
93119540	93119549	LED GU10 Dim 6.8W HL 927 35° TU	6,8	35	510	900	25.000	2700	GU10	F	Yes	10
93119541	93119550	LED GU10 Dim 6.8W HL 927 60° TU	6,8	60	510	500	25.000	2700	GU10	F	Yes	10
93119542	93119551	LED GU10 Dim 6.8W HL 930 20° TU	6,8	20	510	2500	25.000	3000	GU10	F	Yes	10
93119543	93119552	LED GU10 Dim 6.8W HL 930 35° TU	6,8	35	510	900	25.000	3000	GU10	F	Yes	10
93119544	93119553	LED GU10 Dim 6.8W HL 930 60° TU	6,8	60	510	500	25.000	3000	GU10	F	Yes	10
93119545	93119554	LED GU10 Dim 6.8W HL 940 20° TU	6,8	20	510	2500	25.000	4000	GU10	F	Yes	10
93119546	93119555	LED GU10 Dim 6.8W HL 940 35° TU	6,8	35	510	900	25.000	4000	GU10	F	Yes	10
93119547	93119556	LED GU10 Dim 6.8W HL 940 60° TU	6,8	60	510	500	25.000	4000	GU10	F	Yes	10

## Energy efficiency class (A-G)\*



## Common attributes

- Nominal/ Rated Life (L70/B50 hours): 25 000 Hrs
- Cap/Base: GU10
- Input Voltage 220-240V
- Colour Rendering Index >90
- Start-up/Warm-up time: <1 s
- Switching Cycles: 30 000
- Power factor: 0.85
- Dimmable

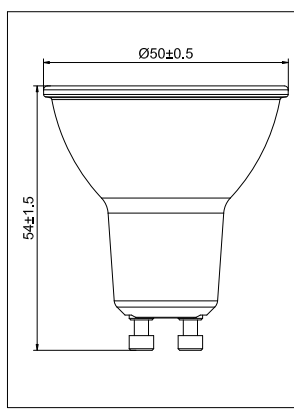
## Recommended operation temperature

This max for L70/B50: 75°C

Tsh test point



## Dimensions (mm)



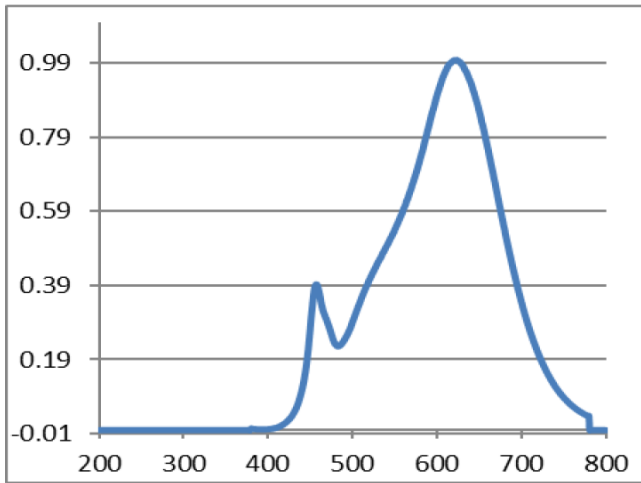
## Packaging image



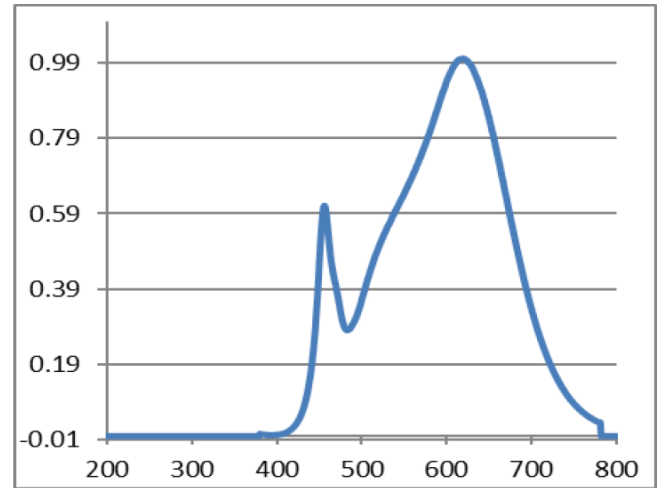
## Operation and maintenance

- Store and use the lamps the same way as traditional lamps.
- Check your fixtures are properly wired and don't deliver voltage spike to lamps causing overheating/failure.
- Ambient temperature range -20° C to 40°C
- Lamps should be kept free from contamination.
- Good condition of the lamp-holder contacts is important to ensure proper operation of lamp.
- Ensure lamp is cool before removing.
- Switch off mains supply before installing/removing lamps.
- Not for use in totally enclosed recessed fixtures.
- These LED GU10 - High Lumen, High CRI - Dimmable lamps are dimmable on most leading and trailing edge dimmers, for more information please check our website [www.tungram.com/dimming-led](http://www.tungram.com/dimming-led)

## Spectral distributions



2700K



3000K

All values 180-400nm are 0