

Torofi Recessed

Product information

Tungsräm Torofi range is ideal for commercial or office lighting due to its high visual comfort and flexible mounting options. It's modern design is highly esthetical and can upgrade the appearance of the space it has been installed.

Features and benefits

- Length - 511mm and 1177mm
- Driver options - Static, DALI
- Recessed Installation
- CRI - 80+
- CCT - 3000K, 4000K
- Reflector - Standard Specular
- IP20, IK03
- Seamless continuous connection
- Low UGR
- Up to 127lm/W system efficacy
- Visual comfort
- High quality Samsung chips
- Long life: 75.000 @ L80B20
- Helvar driver

Application areas



Retail / Hotel
Restaurant

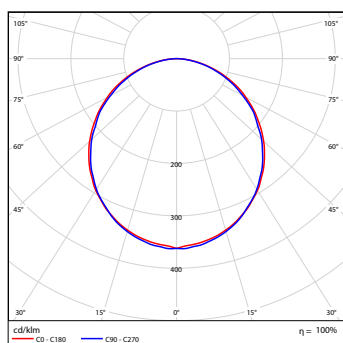


Office

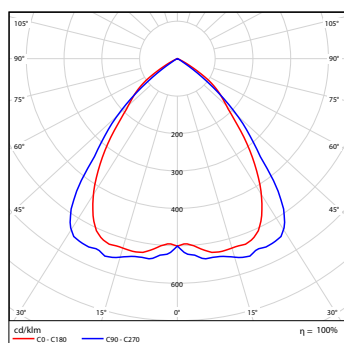
Specification summary

Product Code	Product Description	Length (mm)	Watt (W)	Lumen (lm)	Efficiency (lm/W)	CCT (K)	CRI	UGR	IK	Beam angle (°)
STATIC										
93118651	Torofi R 28W 500 830 S 110	511	28	3250	116	3000	80+	-	03	110°
93118652	Torofi R 28W 500 830 S 085	511	28	3000	107	3000	80+	-	03	85°x85°
93118659	Torofi R 28W 500 840 S 110	511	28	3550	127	4000	80+	-	03	110°
93118660	Torofi R 28W 500 840 S 085	511	28	3250	116	4000	80+	-	03	85°x85°
93118653	Torofi R 36W1200 830 S 110	1177	36	3900	108	3000	80+	-	03	110°
93118654	Torofi R 36W1200 830 S 085	1177	36	3600	100	3000	80+	-	03	85°x85°
93118661	Torofi R 36W1200 840 S 110	1177	36	4150	115	4000	80+	-	03	110°
93118662	Torofi R 36W1200 840 S 085	1177	36	3800	106	4000	80+	-	03	85°x85°
DALI										
93118655	Torofi R 28W 500 830 D 110	511	28	3250	116	3000	80+	-	03	110°
93118656	Torofi R 28W 500 830 D 085	511	28	3000	107	3000	80+	-	03	85°x85°
93118663	Torofi R 28W 500 840 D 110	511	28	3550	127	4000	80+	-	03	110°
93118664	Torofi R 28W 500 840 D 085	511	28	3250	116	4000	80+	-	03	85°x85°
93118657	Torofi R 36W1200 830 D 110	1177	36	3900	108	3000	80+	-	03	110°
93118658	Torofi R 36W1200 830 D 085	1177	36	3600	100	3000	80+	-	03	85°x85°
93118665	Torofi R 36W1200 840 D 110	1177	36	4150	115	4000	80+	-	03	110°
93118666	Torofi R 36W1200 840 D 085	1177	36	3800	106	4000	80+	-	03	85°x85°

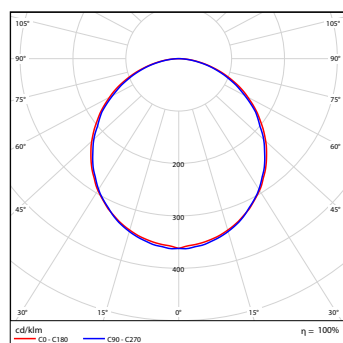
Photometric data



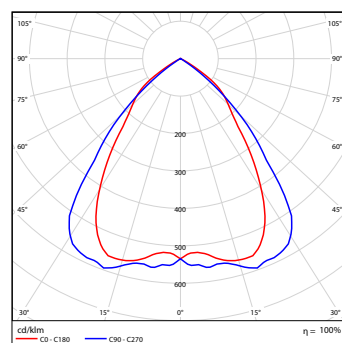
28W 110°



28W 85°



36W 110°



36W 85°

UGR tables

Glare evaluation according to UGR											
ρ Ceiling		70	70	50	50	30	70	70	50	50	30
ρ Walls		50	30	50	30	30	50	30	50	30	30
ρ Floor		20	20	20	20	20	20	20	20	20	20
Room size X Y		Viewing direction at right angles to lamp axis					Viewing direction parallel to lamp axis				
2H	2H	26.4	27.7	26.7	28.0	28.2	26.2	27.5	26.5	27.7	28.0
	3H	28.0	29.2	28.3	29.5	29.7	27.7	28.9	28.0	29.1	29.4
	4H	28.6	29.8	29.0	30.1	30.3	28.3	29.4	28.6	29.7	30.0
	6H	29.1	30.2	29.5	30.5	30.8	28.7	29.7	29.0	30.0	30.3
	8H	29.3	30.3	29.6	30.6	30.9	28.8	29.8	29.2	30.1	30.5
4H	2H	27.1	28.2	27.4	28.5	28.8	26.9	28.0	27.2	28.3	28.6
	3H	28.8	29.8	29.2	30.1	30.5	28.5	29.5	28.9	29.8	30.2
	4H	29.6	30.5	30.0	30.8	31.2	29.3	30.1	29.7	30.5	30.8
	6H	30.2	31.0	30.6	31.3	31.7	29.8	30.6	30.2	30.9	31.3
	8H	30.4	31.1	30.9	31.5	31.9	30.0	30.7	30.4	31.1	31.5
8H	2H	29.9	30.6	30.3	31.0	31.4	29.6	30.3	30.0	30.7	31.1
	4H	30.6	31.2	31.1	31.6	32.1	30.3	30.8	30.7	31.2	31.7
	6H	30.9	31.4	31.4	31.9	32.3	30.5	31.0	31.0	31.4	31.9
	8H	31.1	31.6	31.6	32.0	32.5	30.7	31.1	31.2	31.6	32.1
	12H	29.9	30.5	30.3	30.9	31.4	29.6	30.2	30.1	30.6	31.1
Variation of the observer position for the luminaire distances S	S = 1.0H	+0.1 / -0.1					+0.1 / -0.1				
	S = 1.5H	+0.2 / -0.3					+0.2 / -0.4				
	S = 2.0H	+0.4 / -0.6					+0.4 / -0.7				
Standard table	BK06					BK06					
Correction Summand	13.8					13.3					
Corrected glare indices referring to 3550lm Total luminous flux											

The UGR values are calculated in acc. with CIE Publ. 117. Spacing-to-height ratio = 0.25

28W 110°

Glare evaluation according to UGR											
ρ Ceiling		70	70	50	50	30	70	70	50	50	30
ρ Walls		50	30	50	30	30	50	30	50	30	30
ρ Floor		20	20	20	20	20	20	20	20	20	20
Room size X Y		Viewing direction at right angles to lamp axis					Viewing direction parallel to lamp axis				
2H	2H	26.4	27.7	26.7	28.0	28.2	26.2	27.5	26.5	27.7	28.0
	3H	28.0	29.2	28.3	29.5	29.7	27.7	28.9	28.0	29.1	29.4
	4H	28.6	29.8	29.0	30.1	30.3	28.3	29.4	28.6	29.7	30.0
	6H	29.1	30.2	29.5	30.5	30.8	28.7	29.7	29.0	30.0	30.3
	8H	29.3	30.3	29.6	30.6	30.9	28.8	29.8	29.2	30.1	30.5
4H	2H	27.1	28.2	27.4	28.5	28.8	26.9	28.0	27.2	28.3	28.6
	3H	28.8	29.8	29.2	30.1	30.5	28.5	29.5	28.9	29.8	30.2
	4H	29.6	30.5	30.0	30.8	31.2	29.3	30.1	29.7	30.5	30.8
	6H	30.2	31.0	30.6	31.3	31.7	29.8	30.6	30.2	30.9	31.3
	8H	30.4	31.1	30.9	31.5	31.9	30.0	30.7	30.4	31.1	31.5
8H	2H	29.9	30.6	30.3	31.0	31.4	29.6	30.3	30.0	30.7	31.1
	4H	30.6	31.2	31.1	31.6	32.1	30.3	30.8	30.7	31.2	31.7
	6H	30.9	31.4	31.4	31.9	32.3	30.5	31.0	31.0	31.4	31.9
	8H	31.1	31.6	31.6	32.0	32.5	30.7	31.1	31.2	31.6	32.1
	12H	29.9	30.5	30.3	30.9	31.4	29.6	30.2	30.1	30.6	31.1
Variation of the observer position for the luminaire distances S	S = 1.0H	+0.1 / -0.1					+0.1 / -0.1				
	S = 1.5H	+0.2 / -0.3					+0.2 / -0.4				
	S = 2.0H	+0.4 / -0.6					+0.4 / -0.7				
Standard table	BK06					BK06					
Correction Summand	13.8					13.3					
Corrected glare indices referring to 3550lm Total luminous flux											

The UGR values are calculated in acc. with CIE Publ. 117. Spacing-to-height ratio = 0.25

28W 85°

Glare evaluation according to UGR											
ρ Ceiling		70	70	50	50	30	70	70	50	50	30
ρ Walls		50	30	50	30	30	50	30	50	30	30
ρ Floor		20	20	20	20	20	20	20	20	20	20
Room size X Y		Viewing direction at right angles to lamp axis					Viewing direction parallel to lamp axis				
2H	2H	24.0	25.3	24.3	25.6	25.8	23.8	25.1	24.1	25.3	25.6
	3H	25.6	26.8	25.9	27.1	27.3	25.3	26.5	25.6	26.7	27.0
	4H	26.2	27.4	26.6	27.7	27.9	25.9	27.0	26.2	27.3	27.6
	6H	26.7	27.8	27.1	28.1	28.4	26.3	27.3	26.6	27.6	27.9
	8H	26.9	27.9	27.3	28.2	28.5	26.4	27.4	26.8	27.7	28.1
4H	2H	24.7	25.8	25.0	26.1	26.4	24.5	25.6	24.8	25.9	26.2
	3H	26.4	27.4	26.8	27.7	28.1	26.1	27.1	26.5	27.4	27.8
	4H	27.2	28.1	27.6	28.4	28.8	26.9	27.7	27.3	28.1	28.4
	6H	27.8	28.6	28.2	28.9	29.3	27.4	28.2	27.8	28.5	28.9
	8H	28.0	28.7	28.5	29.1	29.5	27.6	28.3	28.0	28.7	29.1
8H	2H	27.5	28.2	27.9	28.6	29.0	27.2	27.9	27.6	28.3	28.7
	4H	28.2	28.8	28.7	29.2	29.7	27.9	28.4	28.3	28.9	29.3
	6H	28.5	29.0	29.0	29.5	29.9	28.1	28.6	28.6	29.0	29.5
	8H	28.7	29.2	29.2	29.6	30.1	28.3	28.7	28.8	29.2	29.7
	12H	27.5	28.1	27.9	28.5	29.0	27.2	27.8	27.7	28.2	28.7
Variation of the observer position for the luminaire distances S	S = 1.0H	+0.1 / -0.1					+0.1 / -0.1				
	S = 1.5H	+0.2 / -0.3					+0.2 / -0.4				
	S = 2.0H	+0.4 / -0.6					+0.4 / -0.7				
Standard table	BK06					BK06					
Correction Summand	11.4					11.0					
Corrected glare indices referring to 4150lm Total luminous flux											

The UGR values are calculated in acc. with CIE Publ. 117. Spacing-to-height ratio = 0.25

36W 110°

Glare evaluation according to UGR											
ρ Ceiling		70	70	50	50	30	70	70	50	50	30
ρ Walls		50	30	50	30	30	50	30	50	30	30
ρ Floor		20	20	20	20	20	20	20	20	20	20
Room size X Y		Viewing direction at right angles to lamp axis					Viewing direction parallel to lamp axis				
2H	2H	19.9	20.8	20.1	21.0	21.2	20.7	21.6	21.0	21.8	22.0
	3H	19.7	20.5	20.0	20.8	21.0	20.6	21.4	20.9	21.6	21.8
	4H	19.7	20.4	20.0	20.7	20.9	20.5	21.2	20.8	21.5	21.8
	6H	19.6	20.3	19.9	20.6	20.8	20.4	21.1	20.8	21.4	21.7
	8H	19.6	20.2	19.9	20.5	20.8	20.4	21.0	20.7	21.3	21.6
4H	2H	19.7	20.4	20.0	20.7	21.0	20.5	21.3	20.9	21.5	21.8
	3H	19.6	20.2	19.9	20.5	20.8	20.4	21.0	20.8	21.3	21.6
	4H	19.5	20.0	19.9	20.4	20.7	20.3	20.9	20.7	21.2	21.5
	6H	19.4	19.9	19.8	20.2	20.6	20.3	20.7	20.7	21.1	21.5
	8H	19.4	19.8	19.8	20.2	20.6	20.2	20.6	20.6	21.0	21.4
8H	2H	19.3	19.7	19.8	20.1	20.5	20.2	20.5	20.6	20.9	21.4
	4H	19.4	19.8	19.8	20.2	20.6	20.2	20.6	20.6	21.0	21.4
	6H	19.3	19.6	19.8	20.0	20.5	20.1	20.5	20.6	20.9	21.3
	8H	19.3	19.5	19.7	20.0	20.4	20.1	20.4	20.6	20.8	21.3
	12H	19.2	19.4	19.7	19.9	20.4	20.0	20.3	20.5	20.7	21.2
Variation of the observer position for the luminaire distances S	S = 1.0H	+2.4 / -2.7					+2.2 / -7.4				
	S = 1.5H	+3.1 / -11.2					+4.0 / -22.6				
	S = 2.0H	+5.0 / -29.8					+5.9 / -34.9				
Standard table	BK00					BK00					
Correction Summand	1.3					2.1					
Corrected glare indices referring to 3800lm Total luminous flux											

The UGR values are calculated in acc. with CIE Publ. 117. Spacing-to-height ratio = 0.25

36W 85°

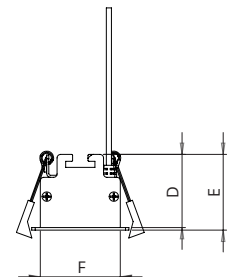

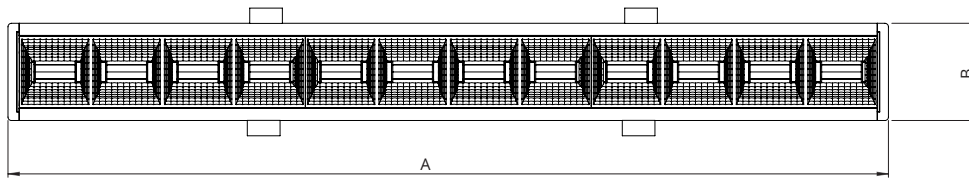
Regulatory and standards

Regulatory mark: CE

Regulations: 2014/35/EU, 2014/30/EU, 2011/65/EU, (framework 2009/125/EC) EU/1194/2012 amended by EU 2015/1428, (framework 2010/30/EC) 874/2012 and 518/2014, 2012/19/EU

Harmonized standards: EN 60598, EN 62493, EN 61547, EN55015, EN 61000, refer to CE Declaration of Conformity and Technical File for details Photobiological risk assessment group 1. The product is considered safe, does not pose any photobiological hazard

Dimensions (mm)



Type	A	B	C	D	E	F
511 mm version	511	56.5	501	44	47	47
1177 mm version	1177	56.5	1167	44	47	47