



ENTERALpump



Medicina
P1000 enteral
syringe pump

The new P1000 Enteral Syringe Pump has been carefully designed to maximize patient safety.



P1000 enteral syringe pump

The P1000 enteral syringe pump has been designed to deliver small volumes of enteral feed, accurately and safely, using enteral syringes.

The Medicina enteral syringe pump offers a more controlled method of enteral nutritional support to neonates and paediatric patients.

The P1000 is a genuine enteral syringe pump. The pump is part of a complete range of equipment which has been

carefully put together to maximize patient safety. The non-IV compatible syringes, feeding tubes and accessories provide a comprehensive feeding system.

designed to deliver nutritional support in small volumes to neonates and paediatric patients



dedicated safety system eliminating IV risks

An important feature of the pump is that the user must confirm they are using an enteral syringe. This will reduce the chance of accidental misconnections.

An important feature of the pump is that the end user must confirm they are using an enteral syringe, this will help to prevent user error. The pump is also colored purple to further highlight it is to be used alongside enteral consumables.

Many current enteral syringe pumps can be mistaken for intravenous systems. This poses a serious risk to the patients because intravenous syringes can be accidentally filled with enteral feeds, connected to central lines and can be used at high flow rates.

These misconnections are not possible with the P1000 pump. The P1000 will only operate once the user has confirmed they have inserted an enteral syringe. This offers a unique additional safety feature for enterally fed patients.



Safety features
have been
put in place
to reduce
misconnections
with the P1000
pump



Operation of the P1000 enteral pump

Automatic safety setup

The P1000 pump is easy to set up. Using the set up screen the operator can enter the time, volume or rate to be delivered.

These parameters are interdependent and as long as two are entered, the third is calculated automatically. Before the parameters are set, the pump

allows the operator to prime the syringe and extension set, eliminating air bubbles before infusion commences, therefore guaranteeing an accurate delivery.

Safe operation

When the pump is in operation all the parameters are locked to ensure that the settings cannot be changed accidentally.

There are comprehensive auditory and visual alarms which ensure the feed is delivered safely and efficiently.

For example, the occlusion alarm will be triggered if pressure exceeds the threshold. Pressure in the extension set is measured by the P1000's built-in

pressure sensor and is compared with the pre-set occlusion alarm threshold. The occlusion pressure is adjustable to low, medium or high, it can therefore meet the requirements of different patients during infusion.



all the parameters are locked to ensure that the settings cannot be changed accidentally



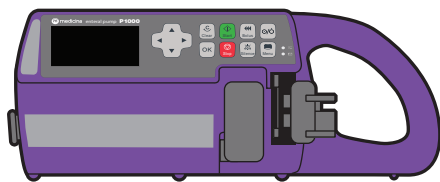
Easy use summary

- >> Secure pump and power up
- >> Confirm that an enteral syringe has been installed
- >> Prime syringe, install and check connections
- >> Press arrows to set infusion parameters
- >> Confirm correct tube position then start delivery
- >> Pump alarms and stops once the delivery is complete



Product range

enteral syringe pump

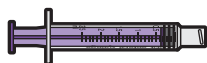


P1000 Enteral Syringe Pump (1)

ENFit syringes



LPE01LD 1ml low dose enteral syringe (100)



LPE25LD 2.5ml low dose enteral syringe (100)



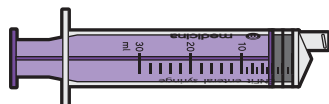
LPE05 5ml enteral syringe (100)



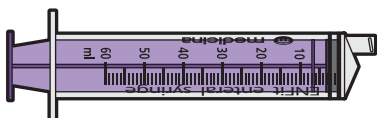
LPE10 10ml enteral syringe (100)



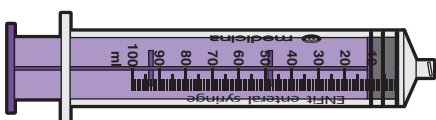
LPE20 20ml enteral syringe (80)



LPE30 30ml enteral syringe (80)

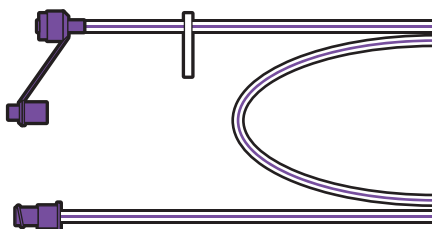


LPE60 60ml enteral syringe (60)



LPE100 100ml enteral syringe (30)

ENFit extension sets

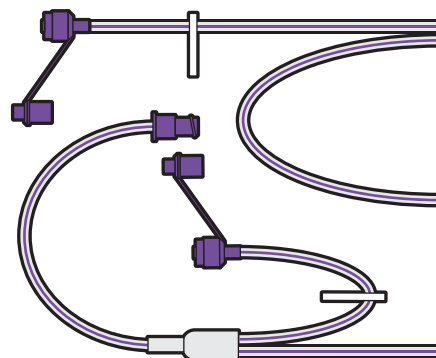


EP015L 15cm long short extension set (50)

EP075L 75cm long extension set (50)

EP075LW 75cm long wide bore extension set (50)

EP150L 150cm long extension set (50)



EP015LYW 15cm long wide bore Y-site short extension set (50)

EP075LY 75cm long Y-site extension set (50)

EP075LYW 75cm long wide bore Y-site short extension set (50)

EP150LY 150cm long Y-site extension set (50)

ENFit Bottle adapters



RC075L 75mm Rectal Medicine Straw (50)

RC150L 150mm Rectal Medicine Straw (50)



BA01L Stepped Bottle Adapter (50)

BA01LB Bulk pack of Stepped Bottle Adapters (50)



BA02L 15-16.5mm Bottle Adapter (50)

BA02LB Bulk pack of 15-16.5mm Bottle Adapters (50)



BA03L 18-19.5mm Bottle Adapter (50)

BA03LB Bulk pack of 18-19.5mm Bottle Adapters (50)



BA04L 25.5-27mm Bottle Adapter (50)

BA04LB Bulk pack of 25.5-27mm Bottle Adapters (50)



BA05L 18.5-20.5mm Bottle Adapter (50) (Oramorph)



BA06L 20-21.5mm Bottle Adapter (50)

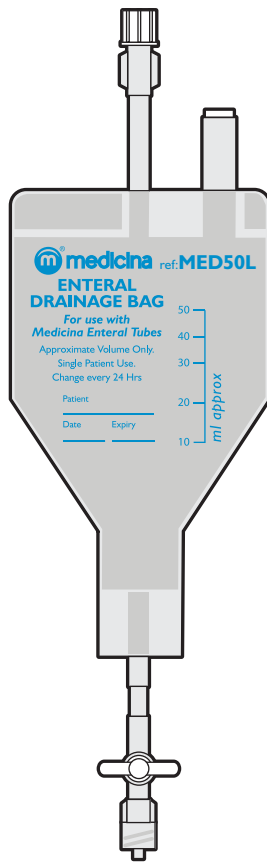


BA07L 10.5-11mm Bottle Adapter (50)



BA08L 15.5-18mm Bottle Adapter (50)

ENFit Enteral drainage bags



MED50L 50ml Enteral Drainage Bag (50)

MED100L 100ml Enteral Drainage Bag (50)

MED250L 250ml Enteral Drainage Bag (50)

MED500L 500ml Enteral Drainage Bag (50)

MED1000W 1000ml Enteral Wide Bore Drainage Bag (50)

ENFit syringe accessories



C005L Medicine Straw (50)



C020L 20cm Milk Straw (50)

C014L 14cm Milk Straw (50)

C010L 10cm Milk Straw (50)



MF01L Filter Straw (50)



MN01L Enteral Blunt Fill Needle (100)



MN02L Enteral Blunt Fill Needle with Filter (100)



M158/1LD Male Caps (single) (50)

M158/8LD Male Caps
50 packs of 8 (400)

ENFit short-term polyurethane feeding tubes



LG4/40 4FR x 40cm (50)

LG4/50 4FR x 50cm (50)

LG4/80 4FR x 80cm (50)

LG5/40 5FR x 40cm (50)

LG5/50 5FR x 50cm (50)

LG5/80 5FR x 80cm (50)

LG6/40 6FR x 40cm (50)

LG6/50 6FR x 50cm (50)

LG6/80 6FR x 80cm (50)

LG6/120 6FR x 120cm (50)

LG8/40 8FR x 40cm (50)

LG8/50 8FR x 50cm (50)

LG8/80 8FR x 80cm (50)

LG8/120 8FR x 120cm (50)

LG10/80 10FR x 80cm (50)

LG10/120 10FR x 120cm (50)

LG12/80 12FR x 80cm (50)

LG14/80 14FR x 80cm (50)

Weighted

LG6/50W 6FR x 50cm (50)

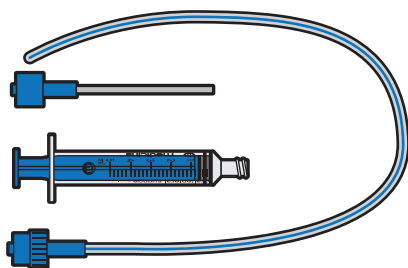
LG6/80W 6FR x 80cm (50)

LG8/80W 8FR x 80cm (50)

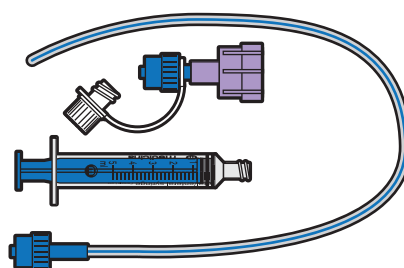
LG10/80W 10FR x 80cm (50)

LG12/80W 12FR x 80cm (50)

surfactant kits

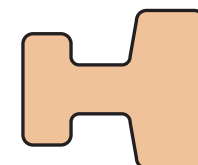


SF01 Surfactant Kit (25)



SF02 Needle Free Surfactant Kit (25)

Accessories



NP01 Adult nose plaster (100)

NP02 Paediatric nose plaster (100)



IN01 pH indicator strips (200)

IN02 pH indicator strips (100)

Medicina P1000 enteral syringe pump

The P1000 enteral syringe pump has been designed to deliver small volumes of enteral feed, accurately and safely, using enteral syringes.



Units 1-4, Rivington View Business Park,
Station Road, Blackrod, Bolton BL6 5BN, UK
Telephone: +44(0)1204 695050
www.medicina.co.uk



www.facebook.com/MedicinaUK



[@medicina_ltd](https://twitter.com/medicina_ltd)

leaders in enteral delivery

