

Compact™ manual punch straight

for use in construction of switch gear and control cabinets - suitable for all hole punch types
Loading only takes place in the tension direction and makes work considerably easier

- 1 Precisely-matched overpressure valve
- 2 Reinforced handle - soft touch
- 3 Body hard-anodised, stable grip, elegant
- 4 Weighs only 1.45 kg
- 5 High-compression cylinder bore surface
- 6 Lasered production code on rear
- 7 High punching force of 75 kN






Ø mm	15,2	16,2	18,6	20,4	22,5	25,4	28,3	32,5	37	40,5	47	50,5	54	60	63,5
Ø metric	-	M 16	-	M 20	-	M 25	-	M 32	-	M 40	-	M 50	-	-	M 63
Ø PG	9	-	11	13	16	-	21	-	29	-	36	-	42	48	-
Ø Inch					7/8"	1"							2-1/8"	2-1/2"	
	0.598	0.638	0.732	0.803	0.886	1.000	1.114	1.280	1.457	1.594	1.850	1.988	2.126	2.362	2.500

Item no


Set MonoCut™ - for sheet steel (S235):

1 Compact™ manual punch straight / MonoCut™ punches and dies / 1 draw bolt Ø 19 mm / 1 draw bolt Ø 19 x 9,5 mm / 1 HSS pre-drill Ø 11 mm / 1 spacer sleeve set (3-part)

	02006	•		•	•	•		•		•		•		•	
---	--------------	---	--	---	---	---	--	---	--	---	--	---	--	---	--

Set TriCut™ - for sheet steel (S235):

1 Compact™ manual punch straight / TriCut™ punches and dies / 1 draw bolt Ø 19 mm / 1 draw bolt Ø 19 x 9,5 mm / 1 HSS pre-drill Ø 10 mm / 1 spacer sleeve set (3-part)

	01752	•		•	•	•		•		•		•		•	•
	01765		•		•			•		•		•			
	01758		•		•			•		•		•			•


Set TriCut+™ - for sheet steel (S235) and stainless steel sheeting:

1 Compact™ manual punch straight / TriCut+™ punches and dies / 1 draw bolt Ø 19 mm / 1 draw bolt Ø 19 x 11,1 mm / 1 HSS pre-drill Ø 11,5 mm / 1 spacer sleeve set (3-part)

	01650	•		•	•	•		•		•		•		•	
	01642		•		•			•		•		•			
	01654		•		•			•		•		•			•


Set TwinCut™ - for sheet steel (S235) and stainless steel sheeting:

1 Compact™ manual punch straight / TwinCut™ punches and dies / 1 draw bolt Ø 19 mm / 1 draw bolt Ø 19 x 9,5 mm / 1 draw bolt Ø 19 x 11,1 mm / 1 HSS pre-drill Ø 11,5 mm / 1 spacer sleeve set (3-part)

	01570		•		•			•		•		•			
---	--------------	--	---	--	---	--	--	---	--	---	--	---	--	--	--

Compact™ manual punch straight:

1 Compact™ manual punch straight / 1 draw bolt Ø 19 mm / 1 draw bolt Ø 19 x 9,5 mm / 1 HSS pre-drill Ø 11 mm / 1 spacer sleeve set (3-part)

	02001	without punches and dies													
---	--------------	--------------------------	--	--	--	--	--	--	--	--	--	--	--	--	--

CompactCombi™ manual punch 90°

for use in construction of switch gear and control cabinets - suitable for all hole punch types
Loading only takes place in the tension direction and makes work considerably easier

- 1 Precisely-matched overpressure valve
- 2 Reinforced handle - soft touch
- 3 Body hard-anodised, stable grip, elegant
- 4 Weighs only 1.75 kg
- 5 High-compression cylinder bore surface
- 6 Lasered production code on rear
- 7 High punching force of 75 kN






COMPACTCOMBI™ MANUAL PUNCH 90° SETS




Ø mm	15,2	16,2	18,6	20,4	22,5	25,4	28,3	32,5	37	40,5	47	50,5	54	60	63,5
Ø metric	-	M 16	-	M 20	-	M 25	-	M 32	-	M 40	-	M 50	-	-	M 63
Ø PG	9	-	11	13	16	-	21	-	29	-	36	-	42	48	-
Ø Inch					7/8"	1"							2-1/8"		2-1/2"
	0.598	0.638	0.732	0.803	0.886	1.000	1.114	1.280	1.457	1.594	1.850	1.988	2.126	2.362	2.500

Item no


Set MonoCut™ - for sheet steel (S235):
 1 CompactCombi™ manual punch 90° / MonoCut™ punches and dies / 1 draw bolt Ø 19 mm / 1 draw bolt Ø 19 x 9.5 mm / 1 HSS pre-drill Ø 11 mm / 1 spacer sleeve set (3-part)

	02052	•		•	•	•		•		•		•		•	•	
---	--------------	---	--	---	---	---	--	---	--	---	--	---	--	---	---	--


Set TriCut™ - for sheet steel (S235):
 1 CompactCombi™ manual punch 90° / TriCut™ punches and dies / 1 draw bolt Ø 19 mm / 1 draw bolt Ø 19 x 9.5 mm / 1 HSS pre-drill Ø 10 mm / 1 spacer sleeve set (3-part)

	01753	•		•	•	•		•		•		•		•	•	
	01766		•		•		•		•		•					
	01759		•		•		•		•		•		•			•

Set TriCut+™ - for sheet steel (S235) and stainless steel sheeting:
 1 CompactCombi™ manual punch 90° / TriCut+™ punches and dies / 1 draw bolt Ø 19 mm / 1 draw bolt Ø 19 x 11.1 mm / 1 HSS pre-drill Ø 11.5 mm / 1 spacer sleeve set (3-part)

	01651	•		•	•	•		•		•		•		•		
	01643		•		•		•		•		•					
	01655		•		•		•		•		•		•			•

Set TwinCut™ - for sheet steel (S235) and stainless steel sheeting:
 1 CompactCombi™ manual punch 90° / TwinCut™ punches and dies / 1 draw bolt Ø 19 mm / 1 draw bolt Ø 19 x 9.5 mm / 1 draw bolt Ø 19 x 11.1 mm / 1 HSS pre-drill Ø 11.5 mm / 1 spacer sleeve set (3-part)

	01575		•		•		•		•		•					
---	--------------	--	---	--	---	--	---	--	---	--	---	--	--	--	--	--

CompactCombi™ manual punch 90°:
 1 CompactCombi™ manual punch 90° / 1 draw bolt Ø 19 mm / 1 draw bolt Ø 19 x 9.5 mm / 1 HSS pre-drill Ø 11 mm / 1 spacer sleeve set (3-part)

	02050	without punches and dies													
---	--------------	--------------------------	--	--	--	--	--	--	--	--	--	--	--	--	--