


AALBORG HANDELSGYMNASIUM

Resultater – samlet Saxogade og Turøgade 2018



@Ventures
Elevtrivselsundersøgelse

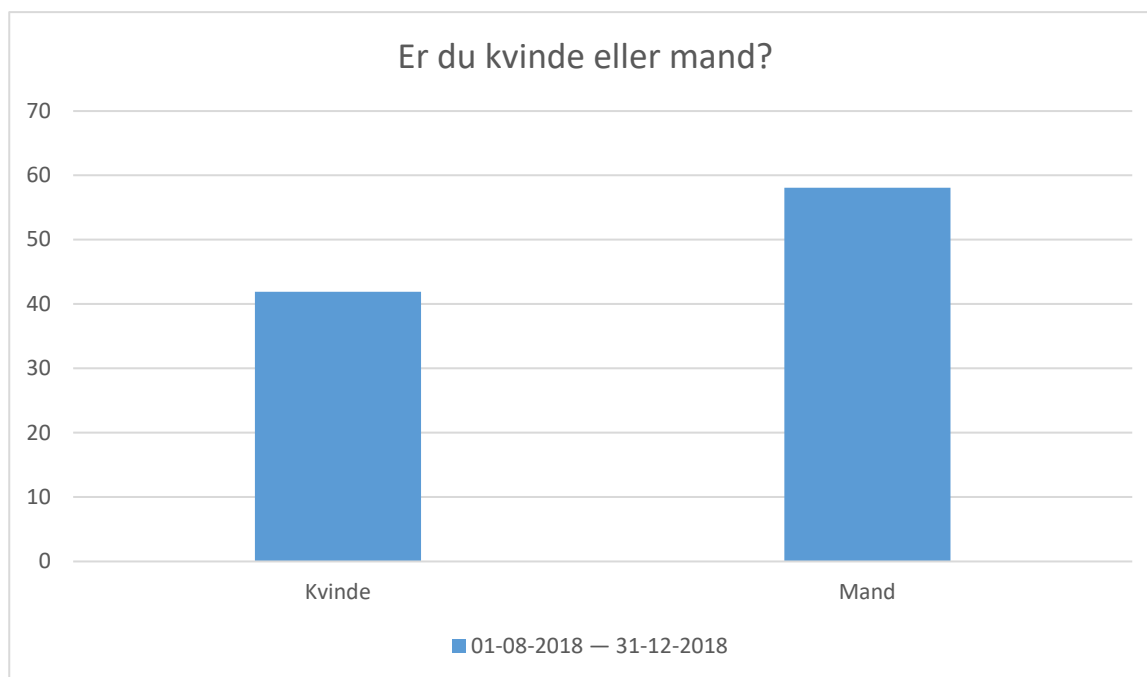
Indhold

Respondenter	1
Afsnit A	2
Afsnit B.....	5
Afsnit C.....	8
Afsnit D	26
Afsnit E.....	33
Afsnit F.....	35
Afsnit G	46
Afsnit H	54

Respondenter

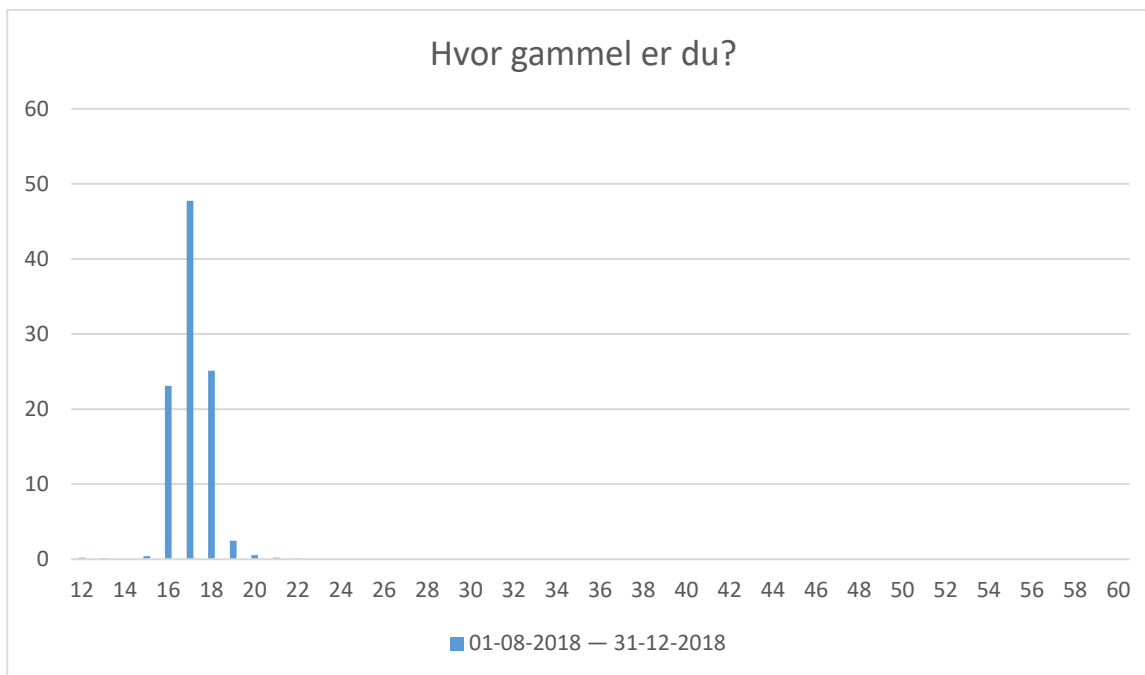
Antal elever	Saxogade	Turøgade	Total
1.g.	209	330	539
2.g.	201	328	529
Total	410	658	1068

Afsnit A



01-08-2018 — 31-12-2018; Gennemsnit og spredning kan ikke beregnes.

Svarmulighed	01-08-2018 — 31-12-2018: Antal	01-08-2018 — 31-12-2018: Andel (%)
Kvinde	394	42
Mand	546	58
Total	940	-

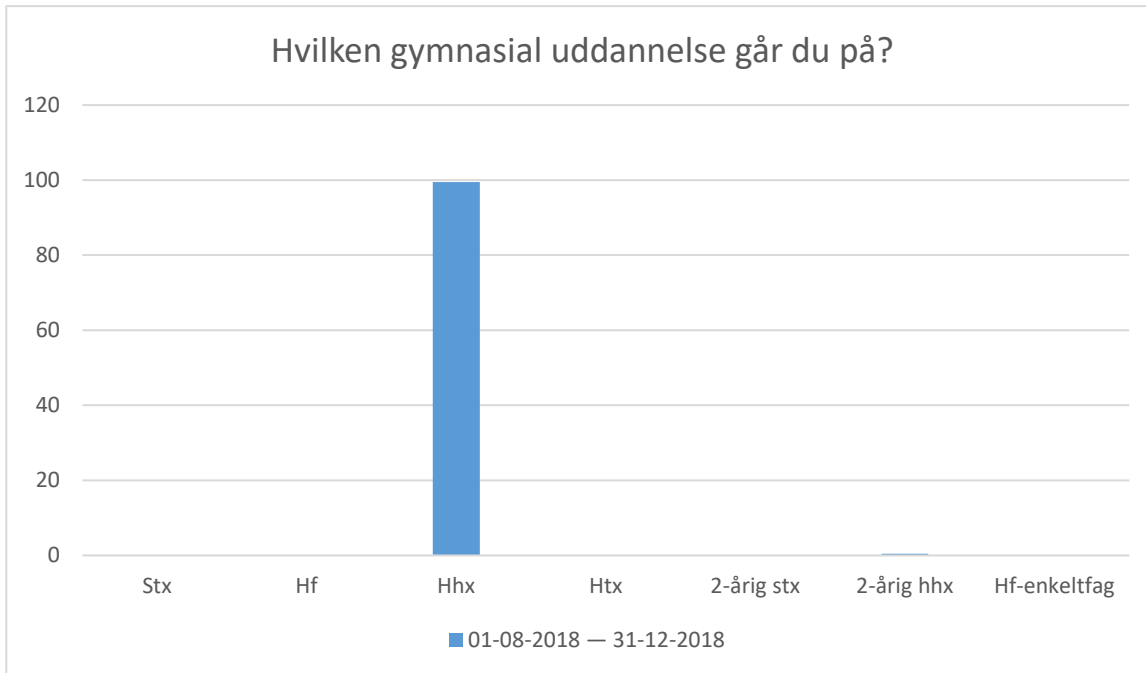


01-08-2018 — 31-12-2018; Gennemsnit: 17,1, spredning: 0,9

Svarmulighed	01-08-2018 — 31-12-2018: Antal	01-08-2018 — 31-12-2018: Andel (%)
12	2	0
13	1	0
14	0	0
15	4	0
16	217	23
17	449	48
18	236	25
19	23	2
20	5	1
21	2	0
22	1	0
23	0	0
24	0	0
25	0	0
26	0	0
27	0	0
28	0	0
29	0	0
30	0	0
31	0	0
32	0	0
33	0	0
34	0	0
35	0	0
36	0	0
37	0	0

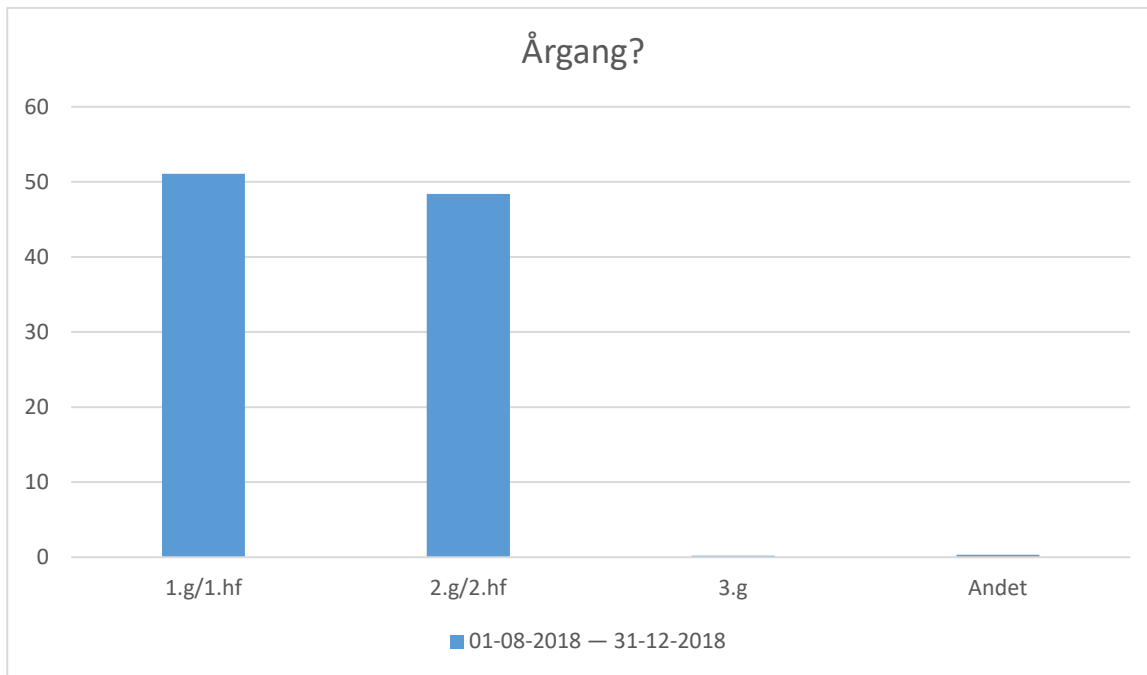
38	0	0
39	0	0
40	0	0
41	0	0
42	0	0
43	0	0
44	0	0
45	0	0
46	0	0
47	0	0
48	0	0
49	0	0
50	0	0
51	0	0
52	0	0
53	0	0
54	0	0
55	0	0
56	0	0
57	0	0
58	0	0
59	0	0
60	0	0
Total	940	-

Afsnit B



01-08-2018 — 31-12-2018; Gennemsnit og spredning kan ikke beregnes.

Svarmulighed	01-08-2018 — 31-12-2018: Antal	01-08-2018 — 31-12-2018: Andel (%)
Stx	0	0
Hf	0	0
Hhx	935	99
Htx	1	0
2-årig stx	0	0
2-årig hhx	4	0
Hf-enkeltfag	0	0
Total	940	-

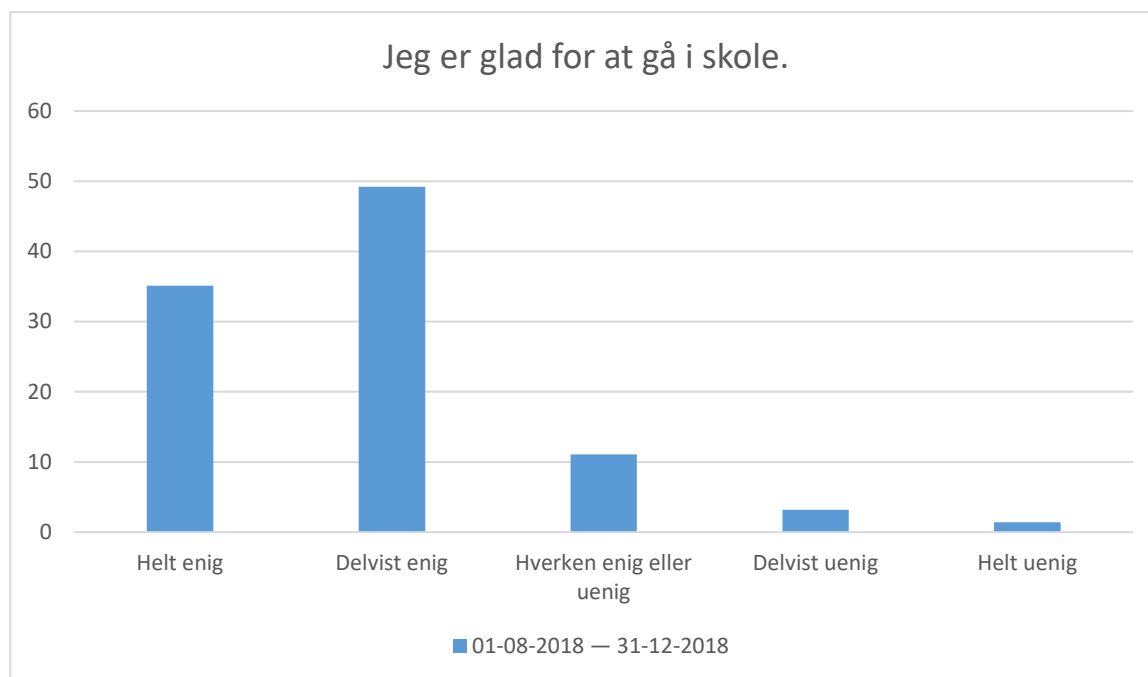


01-08-2018 — 31-12-2018; Gennemsnit og spredning kan ikke beregnes.

Svarmulighed	01-08-2018 — 31-12-2018: Antal	01-08-2018 — 31-12-2018: Andel (%)
1.g/1.hf	480	51
2.g/2.hf	455	48
3.g	2	0
Andet	3	0
Total	940	-

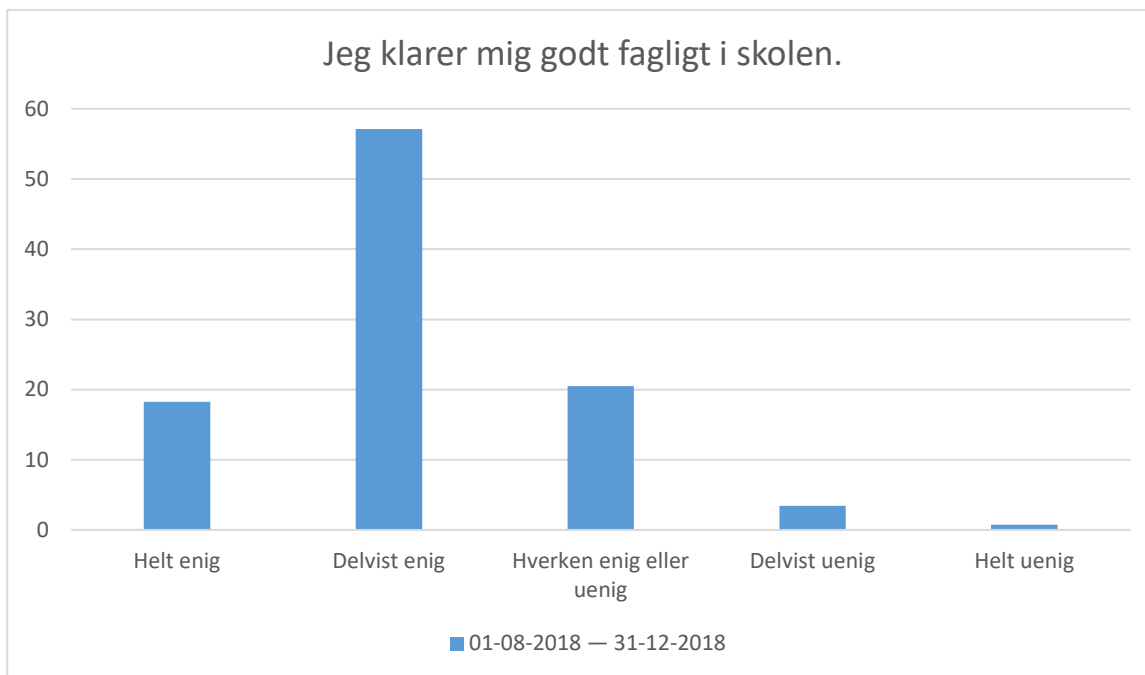
Spørsmålet »Hvilken klasse går du i (den klasse du har dansk sammen med)?« har ikke nok besvarelser.

Afsnit C



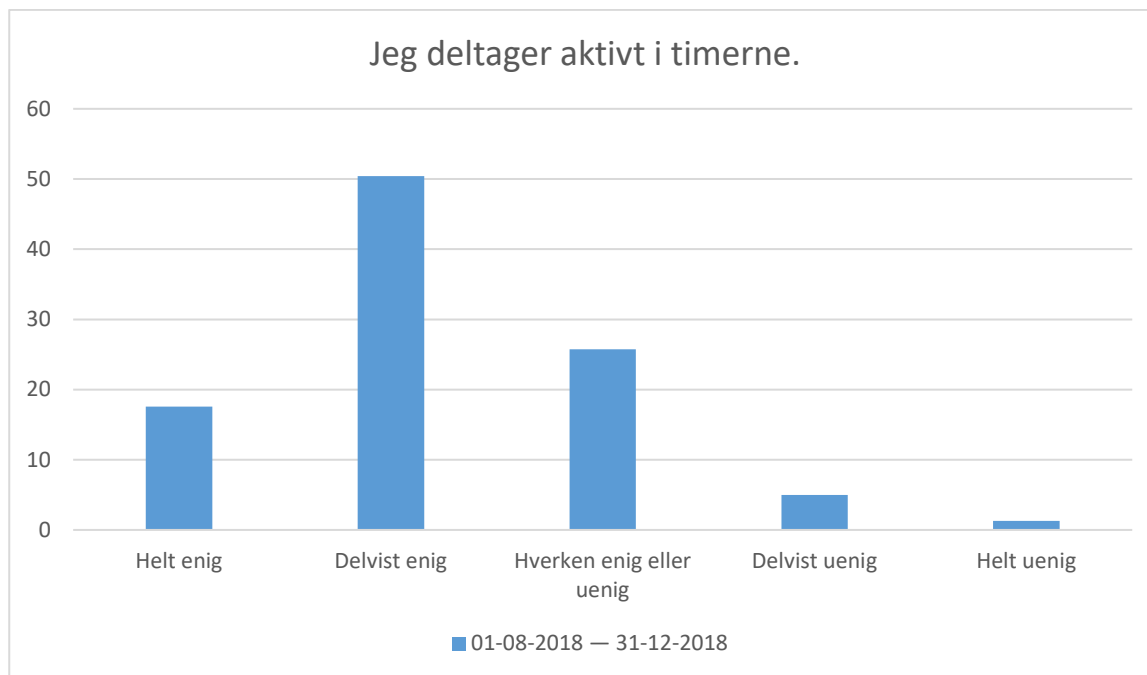
01-08-2018 — 31-12-2018; Gennemsnit: 4,1, spredning: 0,8

Svarmulighed	01-08-2018 — 31-12-2018: Antal		01-08-2018 — 31-12-2018: Andel (%)	
Helt enig		329		35
Delvist enig		461		49
Hverken enig eller uenig		104		11
Delvist uenig		30		3
Helt uenig		13		1
Total		937		-



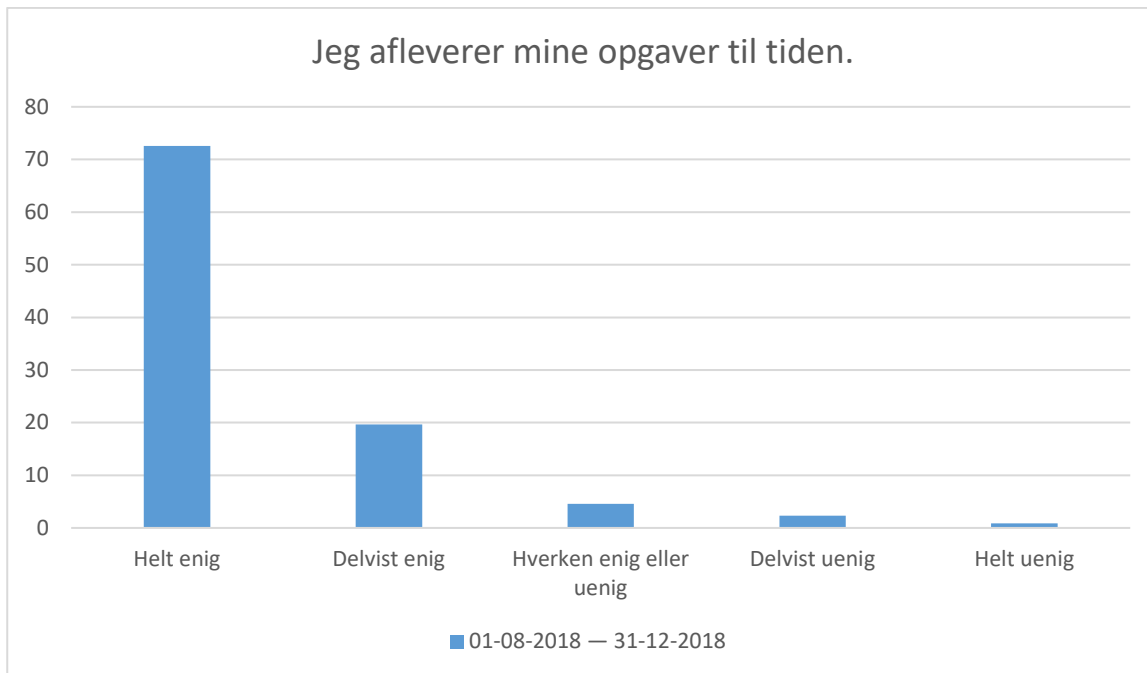
01-08-2018 — 31-12-2018; Gennemsnit: 3,9, spredning: 0,8

Svarmulighed	01-08-2018 — 31-12-2018: Antal	01-08-2018 — 31-12-2018: Andel (%)
Helt enig	171	18
Deltvist enig	535	57
Hverken enig eller uenig	192	20
Deltvist uenig	32	3
Helt uenig	7	1
Total	937	-



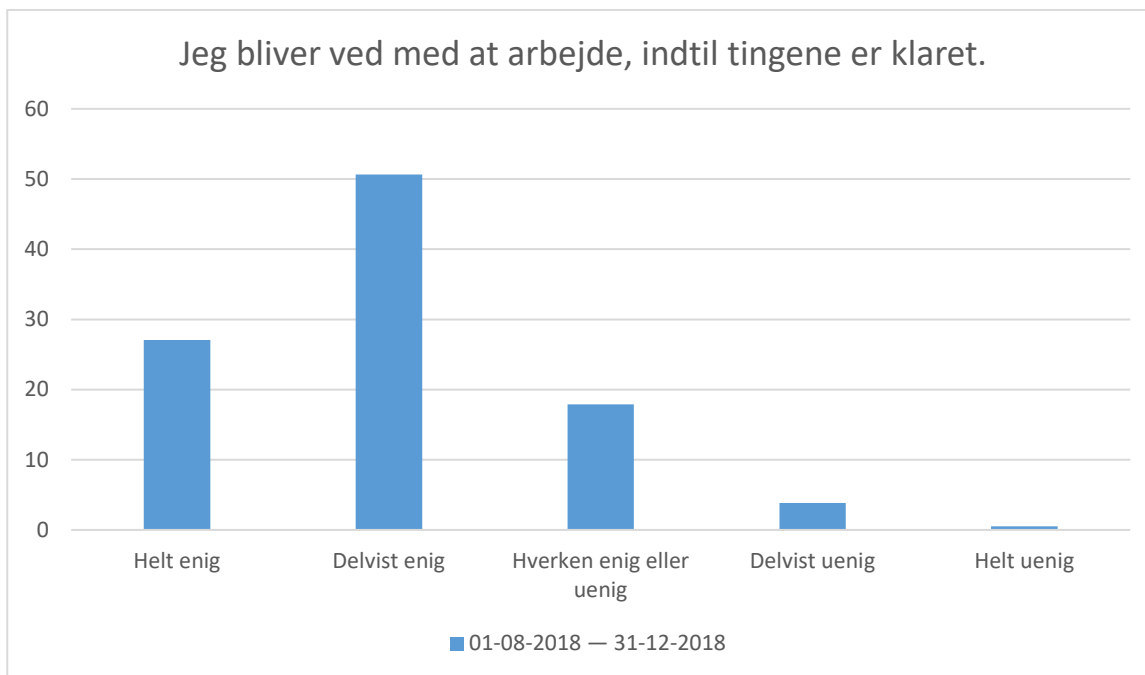
01-08-2018 — 31-12-2018; Gennemsnit: 3,8, spredning: 0,8

Svarmulighed	01-08-2018 — 31-12-2018: Antal		01-08-2018 — 31-12-2018: Andel (%)	
Helt enig		165		18
Delvist enig		474		50
Hverken enig eller uenig		242		26
Delvist uenig		47		5
Helt uenig		12		1
Total		940		-



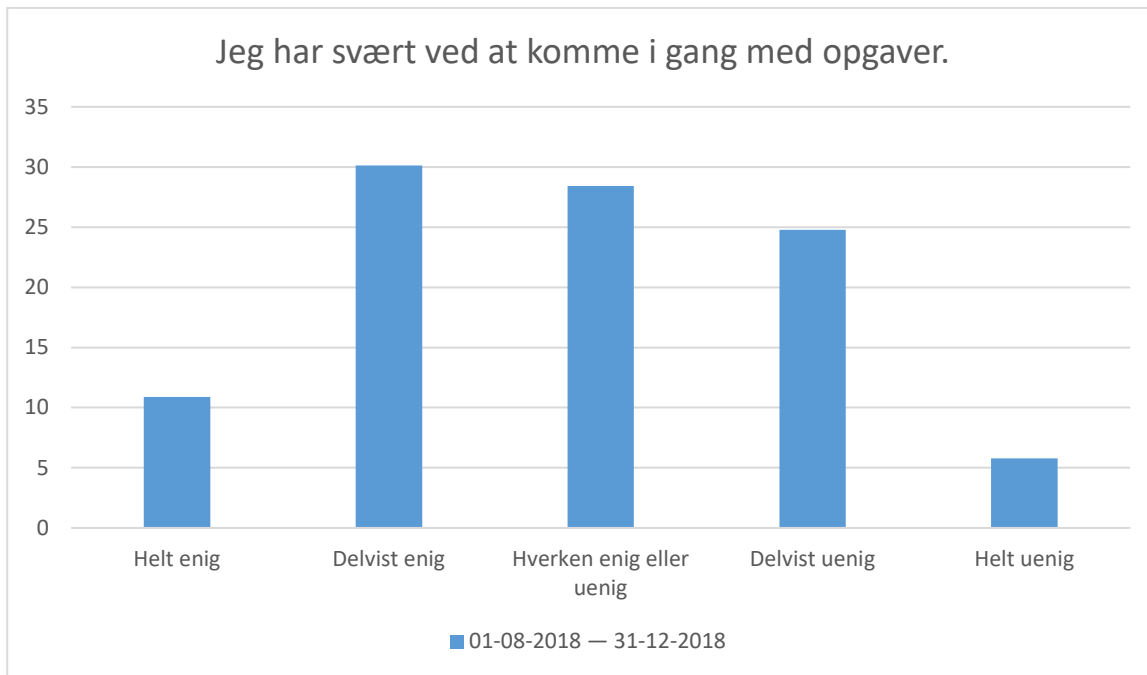
01-08-2018 — 31-12-2018; Gennemsnit: 4,6, spredning: 0,8

Svarmulighed	01-08-2018 — 31-12-2018: Antal	01-08-2018 — 31-12-2018: Andel (%)
Helt enig	682	73
Delvist enig	185	20
Hverken enig eller uenig	43	5
Delvist uenig	22	2
Helt uenig	8	1
Total	940	-



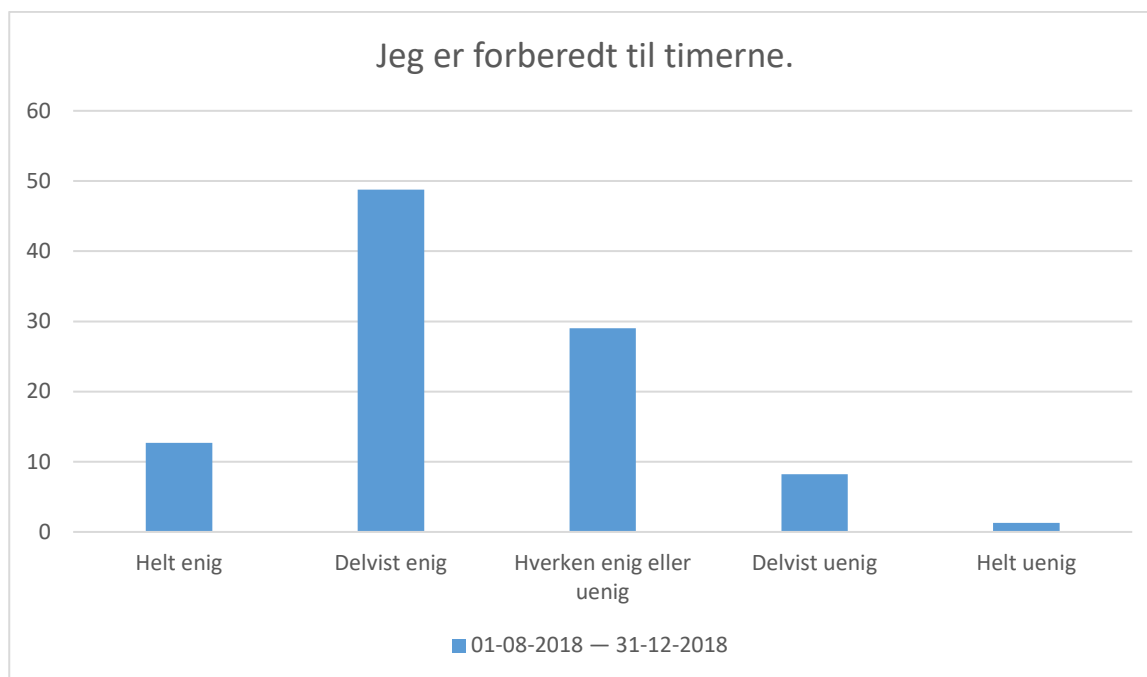
01-08-2018 — 31-12-2018; Gennemsnit: 4, spredning: 0,8

Svarmulighed	01-08-2018 — 31-12-2018: Antal	01-08-2018 — 31-12-2018: Andel (%)
Helt enig	254	27
Deltvist enig	475	51
Hverken enig eller uenig	168	18
Deltvist uenig	36	4
Helt uenig	5	1
Total	938	-



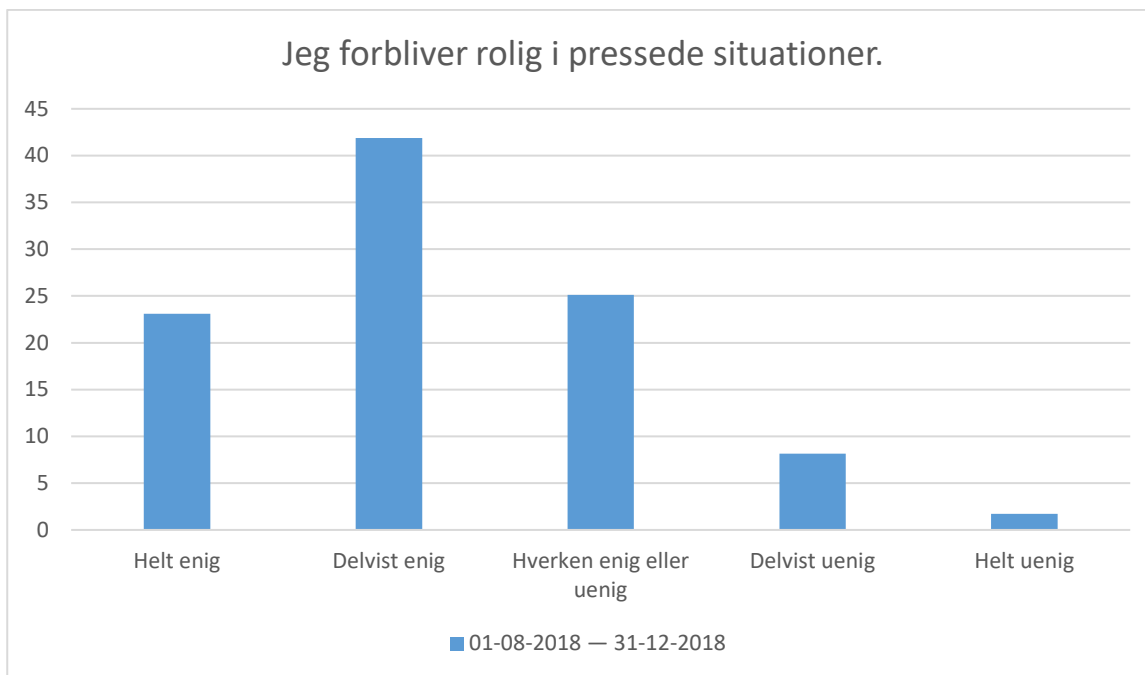
01-08-2018 — 31-12-2018; Gennemsnit: 3,2, spredning: 1,1

Svarmulighed	01-08-2018 — 31-12-2018: Antal	01-08-2018 — 31-12-2018: Andel (%)
Helt enig	102	11
Delvist enig	282	30
Hverken enig eller uenig	266	28
Delvist uenig	232	25
Helt uenig	54	6
Total	936	-



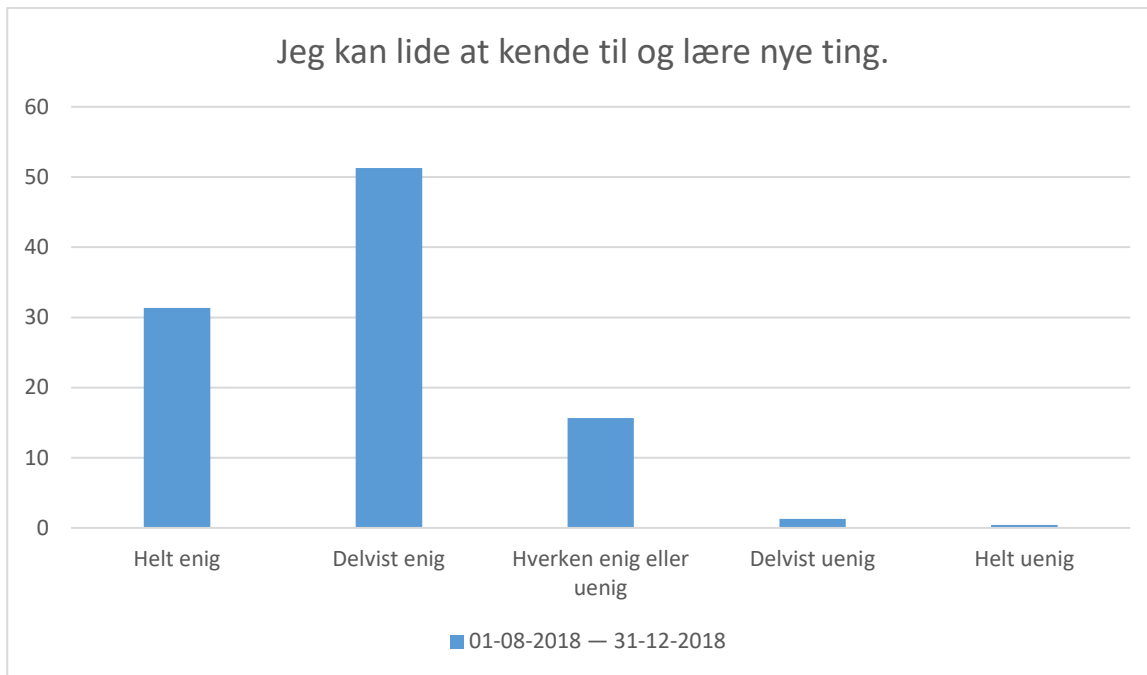
01-08-2018 — 31-12-2018; Gennemsnit: 3,6, spredning: 0,9

Svarmulighed	01-08-2018 — 31-12-2018: Antal		01-08-2018 — 31-12-2018: Andel (%)	
Helt enig		119		13
Delvist enig		457		49
Hverken enig eller uenig		272		29
Delvist uenig		77		8
Helt uenig		12		1
Total		937		-



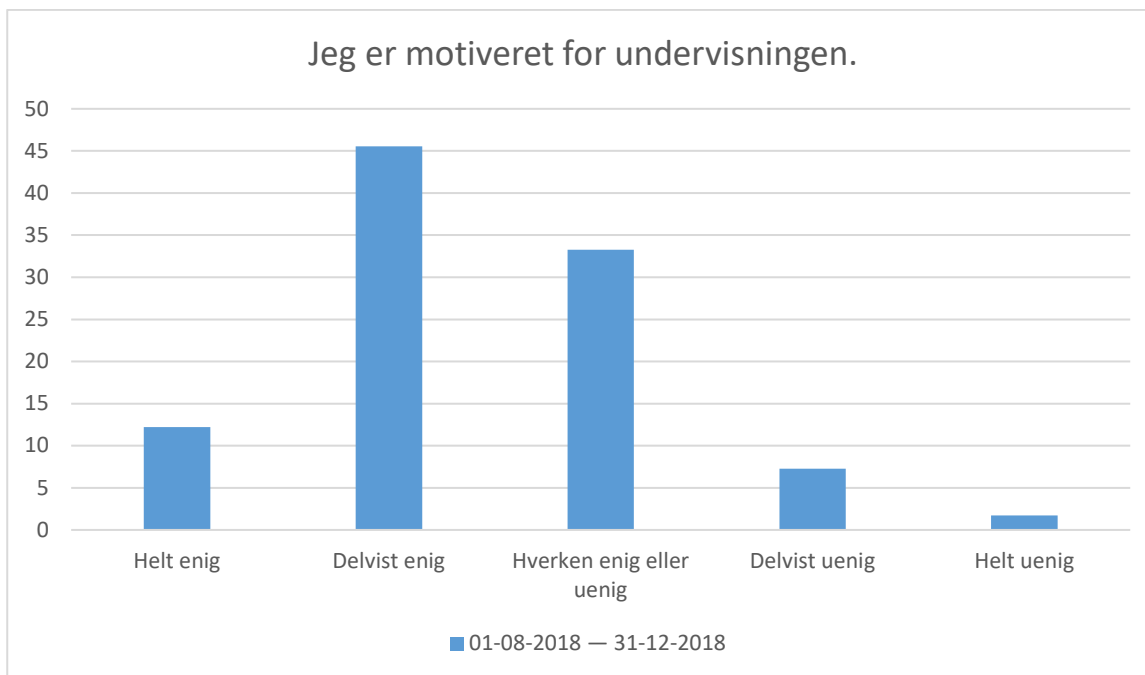
01-08-2018 — 31-12-2018; Gennemsnit: 3,8, spredning: 1

Svarmulighed	01-08-2018 — 31-12-2018: Antal	01-08-2018 — 31-12-2018: Andel (%)
Helt enig	215	23
Delvist enig	390	42
Hverken enig eller uenig	234	25
Delvist uenig	76	8
Helt uenig	16	2
Total	931	-



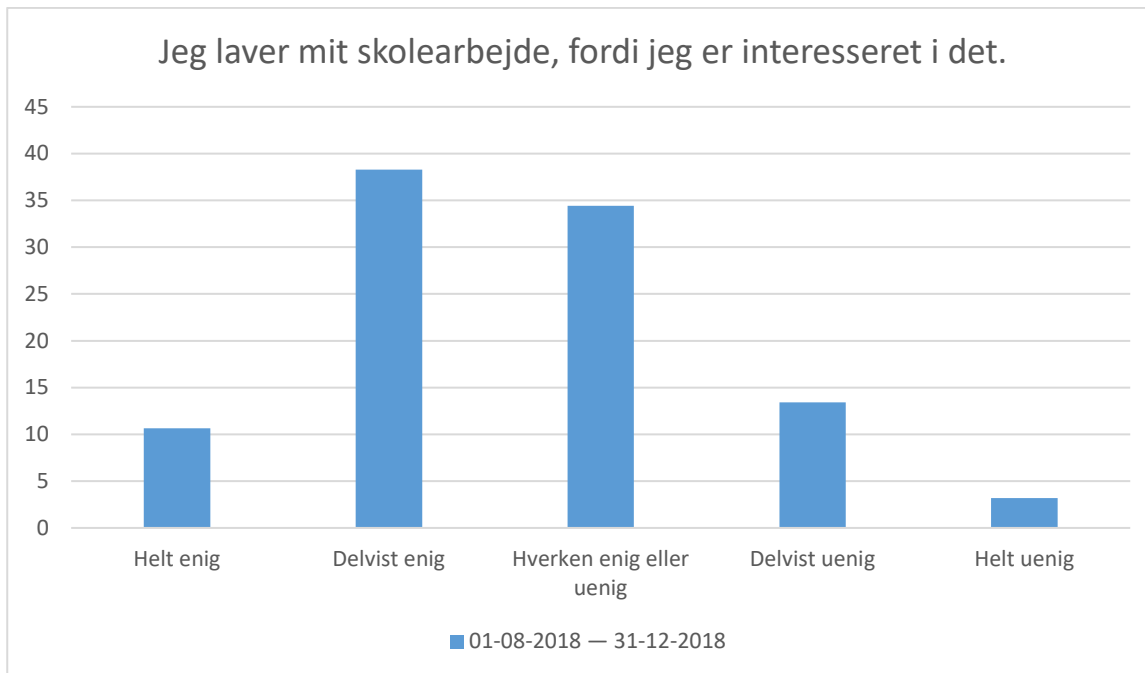
01-08-2018 — 31-12-2018; Gennemsnit: 4,1, spredning: 0,7

Svarmulighed	01-08-2018 — 31-12-2018: Antal		01-08-2018 — 31-12-2018: Andel (%)	
Helt enig	294		31	
Deltvist enig	481		51	
Hverken enig eller uenig	147		16	
Deltvist uenig	12		1	
Helt uenig	4		0	
Total	938		-	



01-08-2018 — 31-12-2018; Gennemsnit: 3,6, spredning: 0,9

Svarmulighed	01-08-2018 — 31-12-2018: Antal		01-08-2018 — 31-12-2018: Andel (%)	
Helt enig		114		12
Delvist enig		426		46
Hverken enig eller uenig		311		33
Delvist uenig		68		7
Helt uenig		16		2
Total		935		-



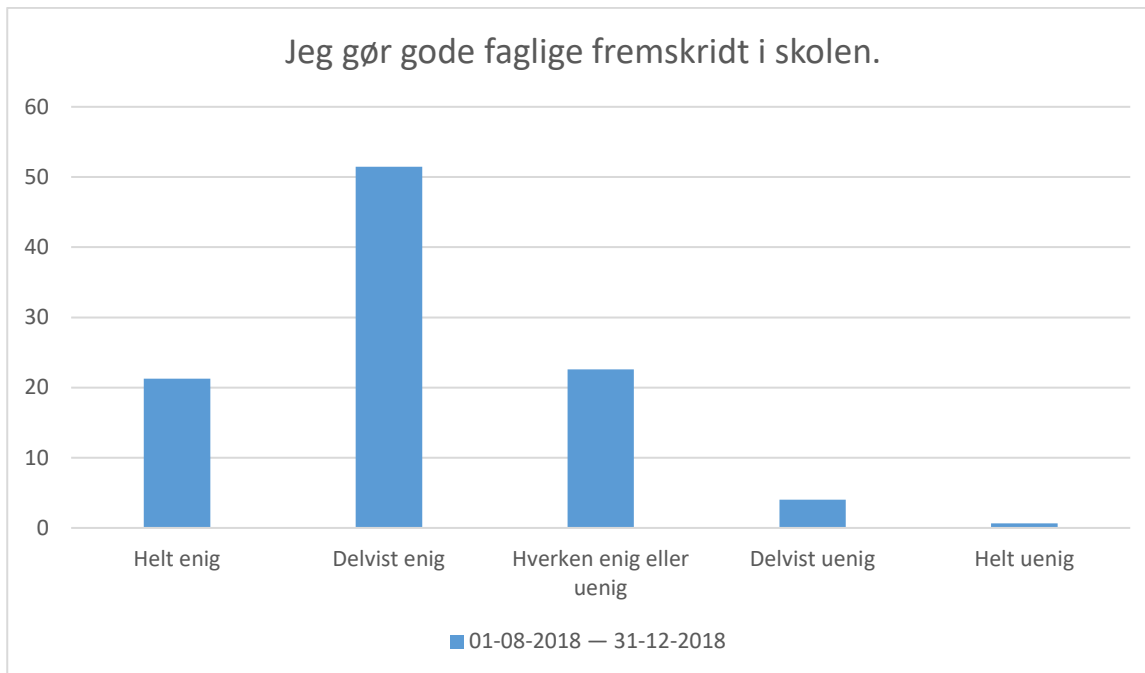
01-08-2018 — 31-12-2018; Gennemsnit: 3,4, spredning: 1

Svarmulighed	01-08-2018 — 31-12-2018: Antal	01-08-2018 — 31-12-2018: Andel (%)
Helt enig	100	11
Delvist enig	359	38
Hverken enig eller uenig	323	34
Delvist uenig	126	13
Helt uenig	30	3
Total	938	-



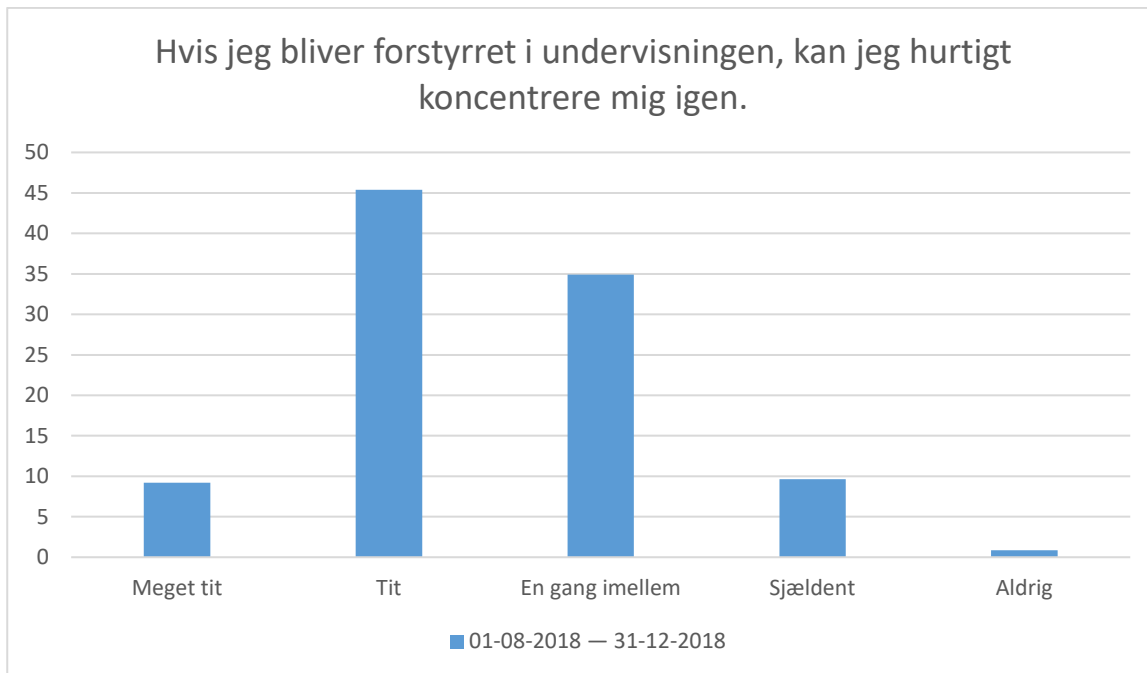
01-08-2018 — 31-12-2018; Gennemsnit: 3,8, spredning: 1,1

Svarmulighed	01-08-2018 — 31-12-2018: Antal		01-08-2018 — 31-12-2018: Andel (%)	
Helt enig	269	342	29	37
Delvist enig	193	86	21	9
Hverken enig eller uenig	43		5	
Delvist uenig				
Helt uenig				
Total	933		-	



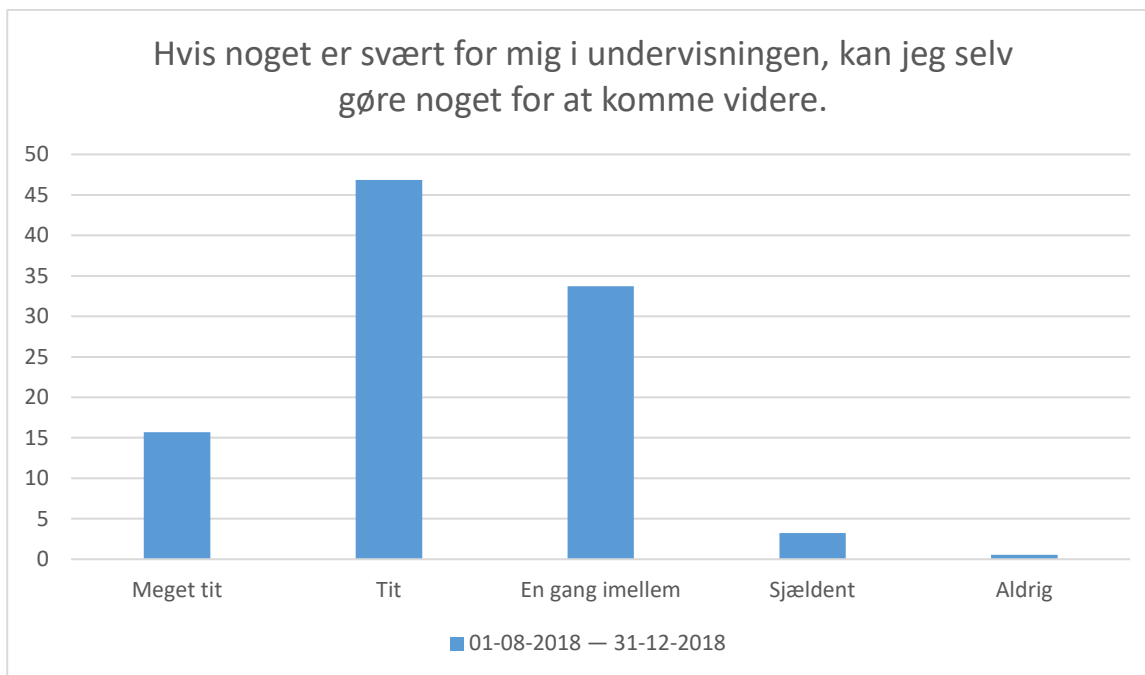
01-08-2018 — 31-12-2018; Gennemsnit: 3,9, spredning: 0,8

Svarmulighed	01-08-2018 — 31-12-2018: Antal	01-08-2018 — 31-12-2018: Andel (%)
Helt enig	196	21
Delvist enig	474	51
Hverken enig eller uenig	208	23
Delvist uenig	37	4
Helt uenig	6	1
Total	921	-



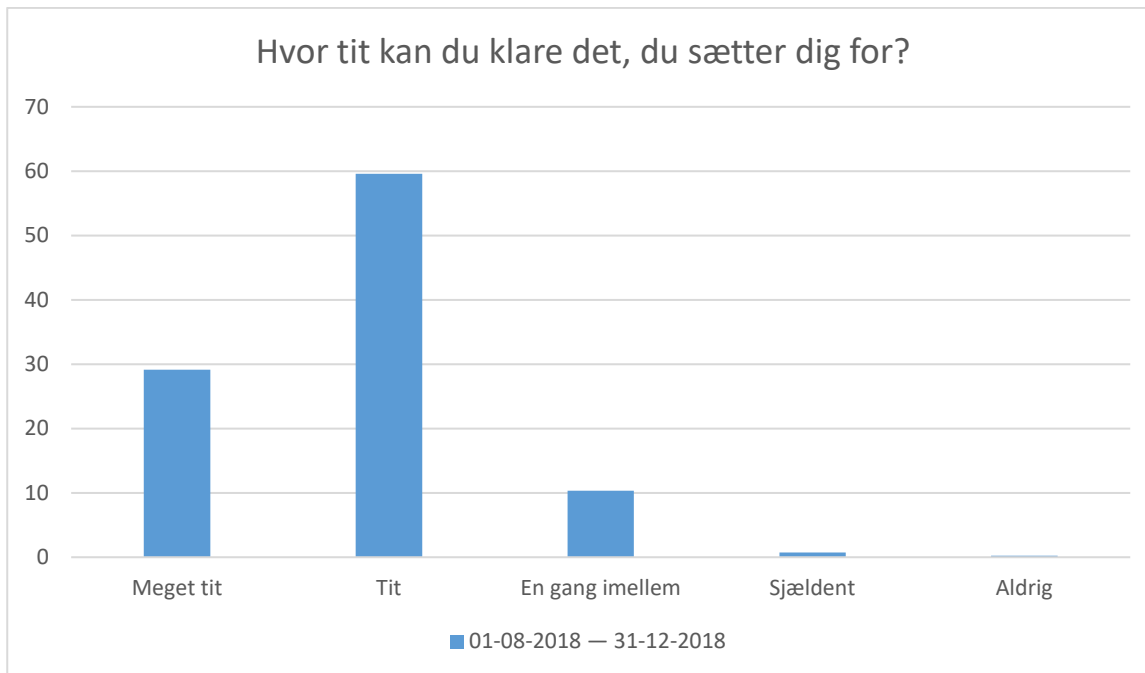
01-08-2018 — 31-12-2018; Gennemsnit: 3,5, spredning: 0,8

Svarmulighed	01-08-2018 — 31-12-2018: Antal	01-08-2018 — 31-12-2018: Andel (%)
Meget tit	86	9
Tit	424	45
En gang imellem	326	35
Sjældent	90	10
Aldrig	8	1
Total	934	-



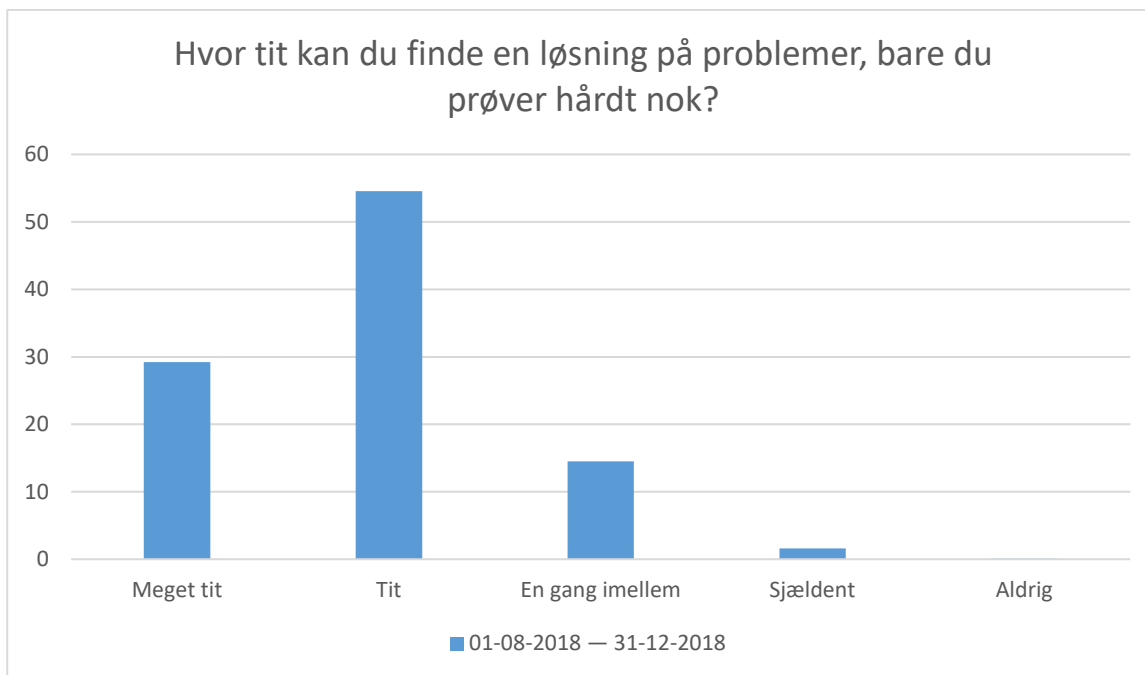
01-08-2018 — 31-12-2018; Gennemsnit: 3,7, spredning: 0,8

Svarmulighed	01-08-2018 — 31-12-2018: Antal	01-08-2018 — 31-12-2018: Andel (%)
Meget tit	146	16
Tit	436	47
En gang imellem	314	34
Sjældent	30	3
Aldrig	5	1
Total	931	-



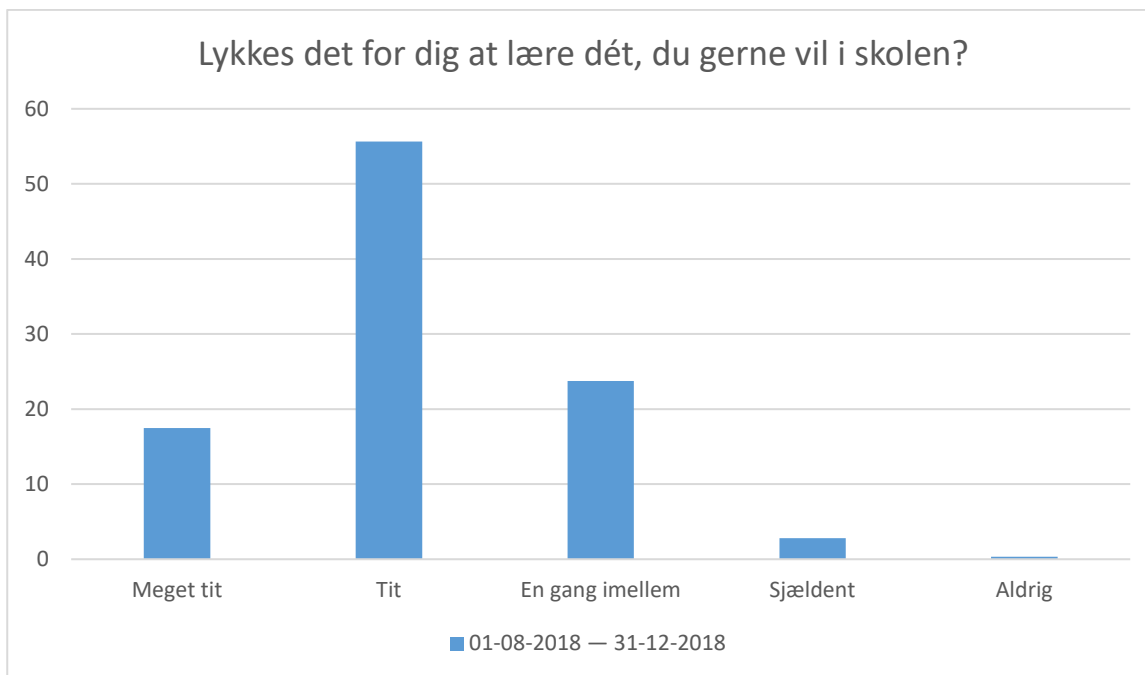
01-08-2018 — 31-12-2018; Gennemsnit: 4,2, spredning: 0,6

Svarmulighed	01-08-2018 — 31-12-2018: Antal	01-08-2018 — 31-12-2018: Andel (%)
Meget tit	271	29
Tit	554	60
En gang imellem	96	10
Sjældent	7	1
Aldrig	2	0
Total	930	-



01-08-2018 — 31-12-2018; Gennemsnit: 4,1, spredning: 0,7

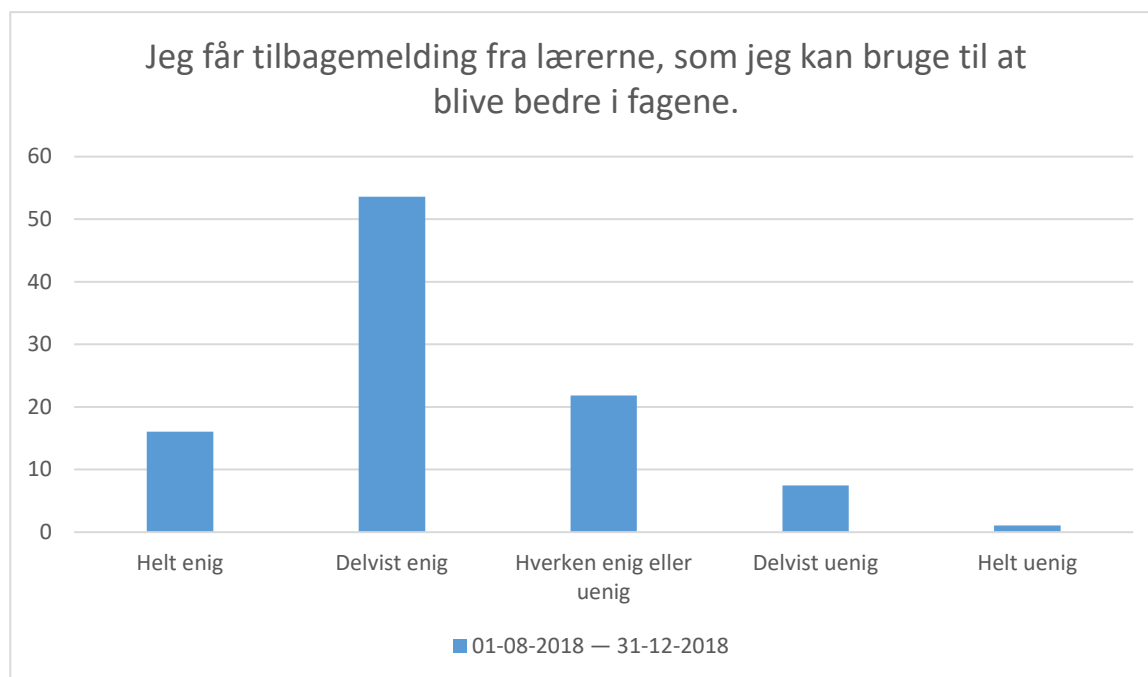
Svarmulighed	01-08-2018 — 31-12-2018: Antal	01-08-2018 — 31-12-2018: Andel (%)
Meget tit	272	29
Tit	508	55
En gang imellem	135	15
Sjældent	15	2
Aldrig	1	0
Total	931	-



01-08-2018 — 31-12-2018; Gennemsnit: 3,9, spredning: 0,7

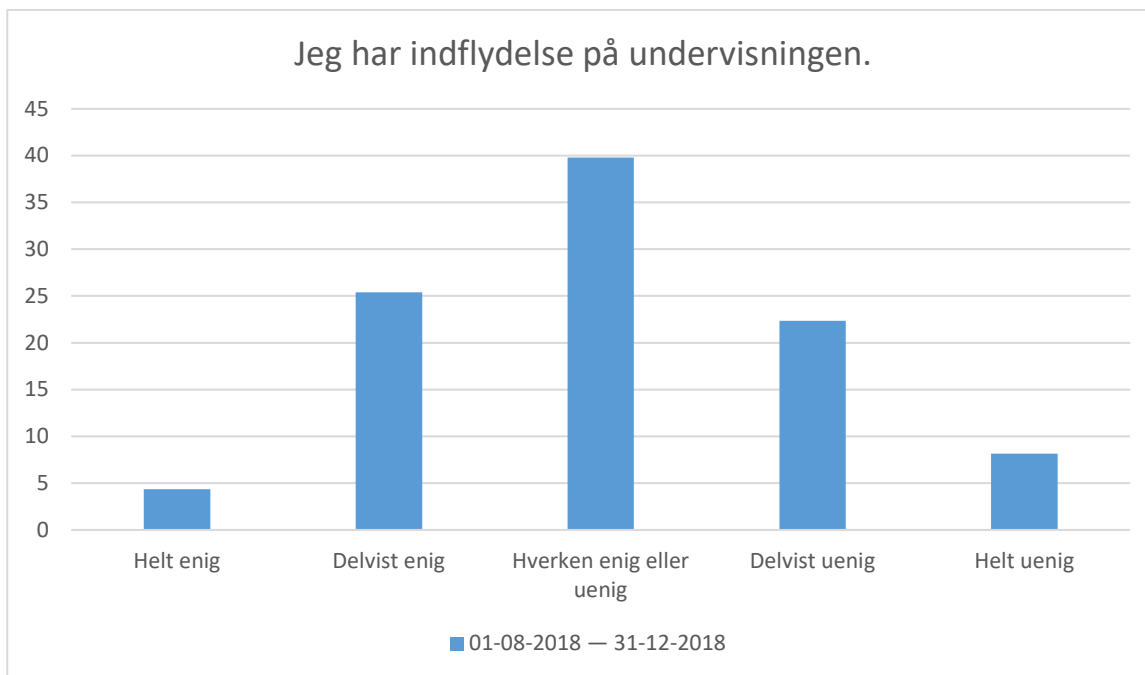
Svarmulighed	01-08-2018 — 31-12-2018: Antal	01-08-2018 — 31-12-2018: Andel (%)
Meget tit	162	17
Tit	516	56
En gang imellem	220	24
Sjældent	26	3
Aldrig	3	0
Total	927	-

Afsnit D



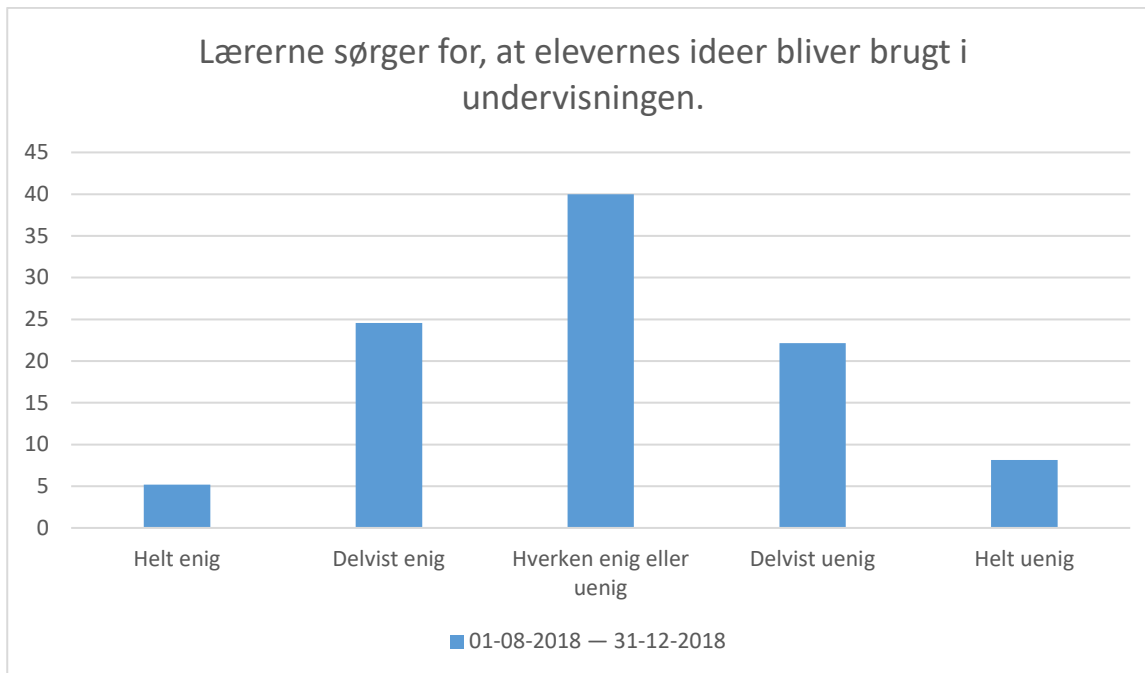
01-08-2018 — 31-12-2018; Gennemsnit: 3,8, spredning: 0,8

Svarmulighed	01-08-2018 — 31-12-2018: Antal	01-08-2018 — 31-12-2018: Andel (%)
Helt enig	150	16
Delvist enig	501	54
Hverken enig eller uenig	204	22
Delvist uenig	70	7
Helt uenig	10	1
Total	935	-



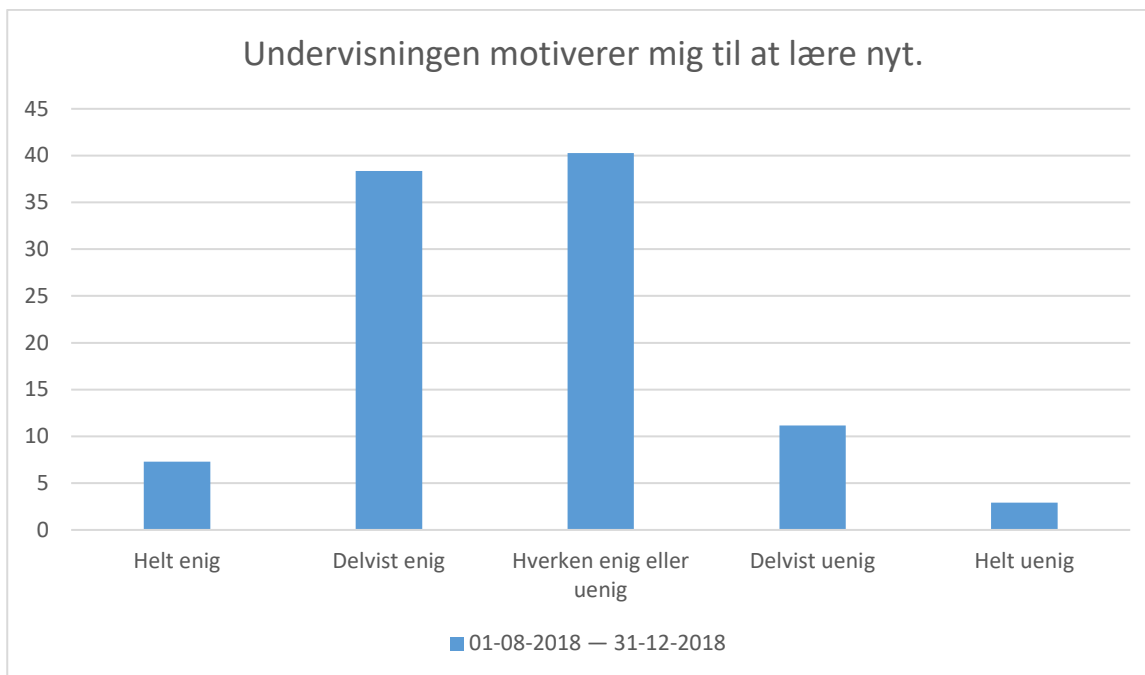
01-08-2018 — 31-12-2018; Gennemsnit: 3, spredning: 1

Svarmulighed	01-08-2018 — 31-12-2018: Antal	01-08-2018 — 31-12-2018: Andel (%)
Helt enig	40	4
Delvist enig	234	25
Hverken enig eller uenig	367	40
Delvist uenig	206	22
Helt uenig	75	8
Total	922	-



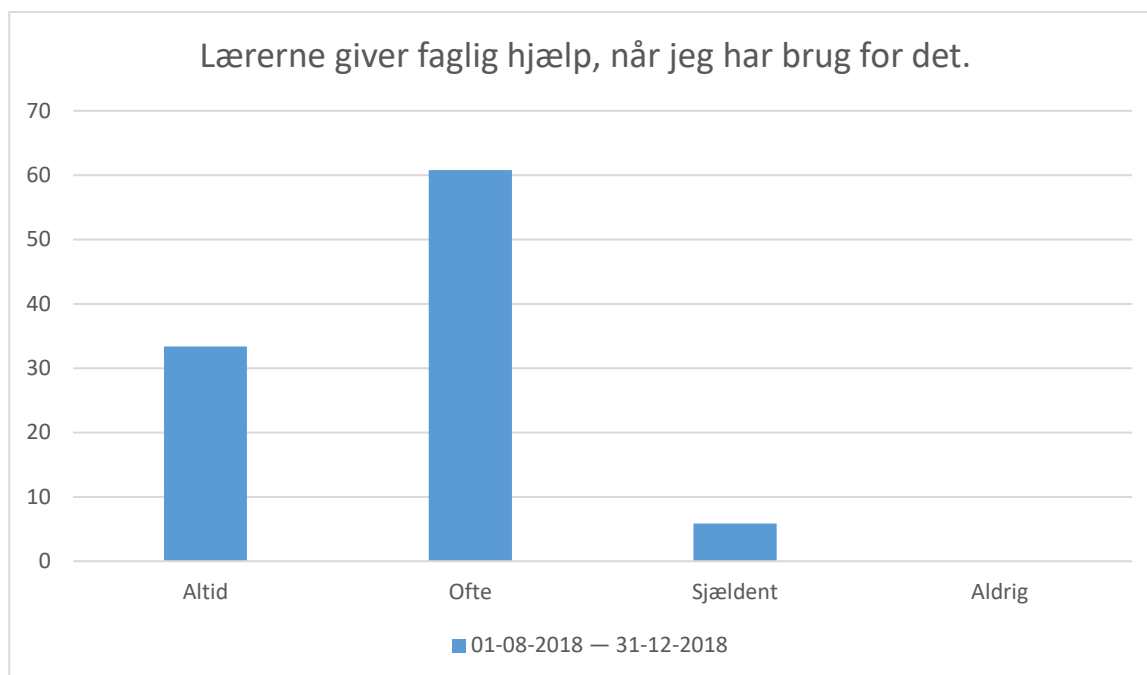
01-08-2018 — 31-12-2018; Gennemsnit: 3, spredning: 1

Svarmulighed	01-08-2018 — 31-12-2018: Antal	01-08-2018 — 31-12-2018: Andel (%)
Helt enig	47	5
Delvist enig	223	25
Hverken enig eller uenig	363	40
Delvist uenig	201	22
Helt uenig	74	8
Total	908	-



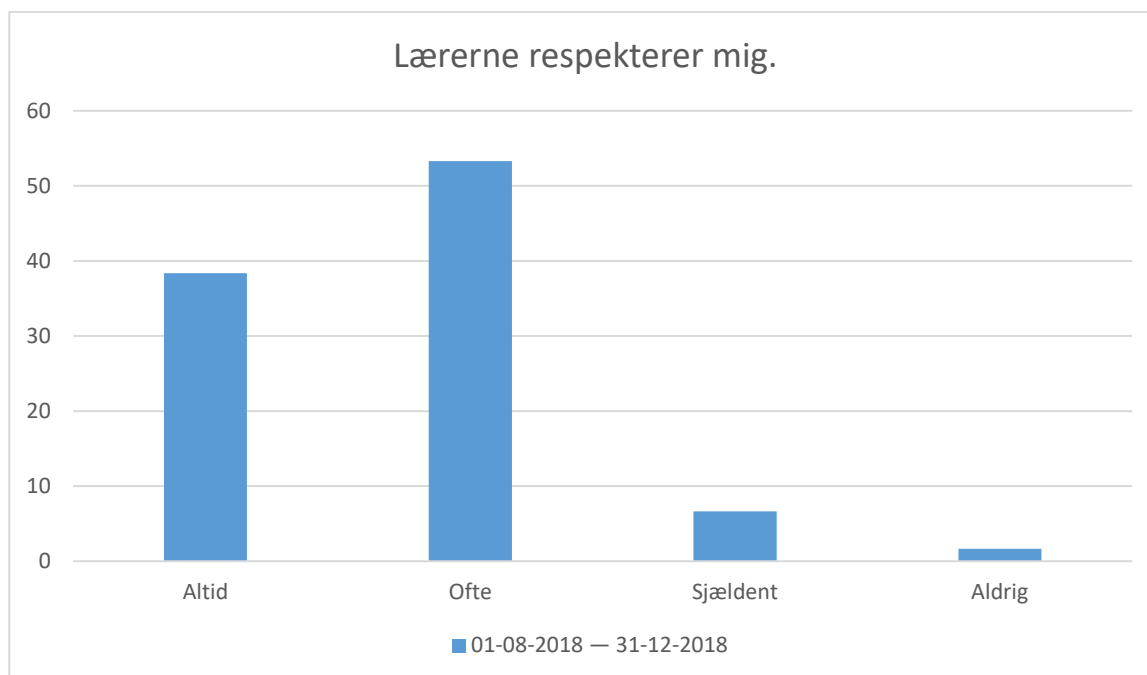
01-08-2018 — 31-12-2018; Gennemsnit: 3,4, spredning: 0,9

Svarmulighed	01-08-2018 — 31-12-2018: Antal	01-08-2018 — 31-12-2018: Andel (%)
Helt enig	68	7
Delvist enig	357	38
Hverken enig eller uenig	375	40
Delvist uenig	104	11
Helt uenig	27	3
Total	931	-



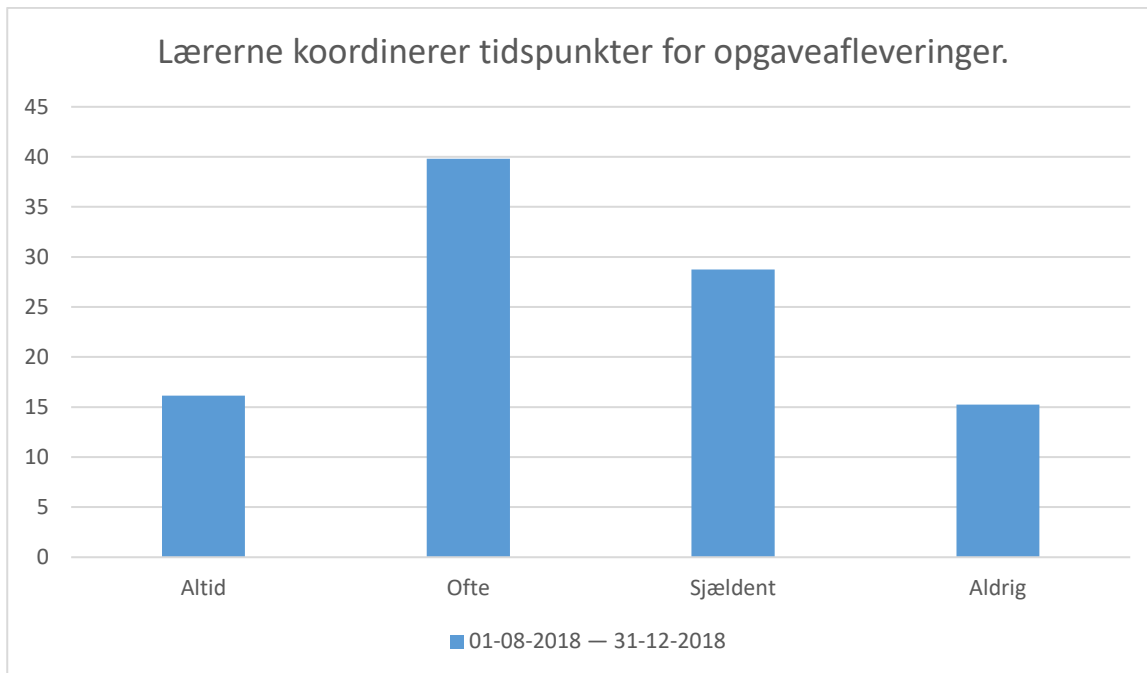
01-08-2018 — 31-12-2018; Gennemsnit: 3,3, spredning: 0,6

Svarmulighed	01-08-2018 — 31-12-2018: Antal	01-08-2018 — 31-12-2018: Andel (%)
Altid	308	33
Ofte	561	61
Sjældent	54	6
Aldrig	0	0
Total	923	-



01-08-2018 — 31-12-2018; Gennemsnit: 3,3, spredning: 0,7

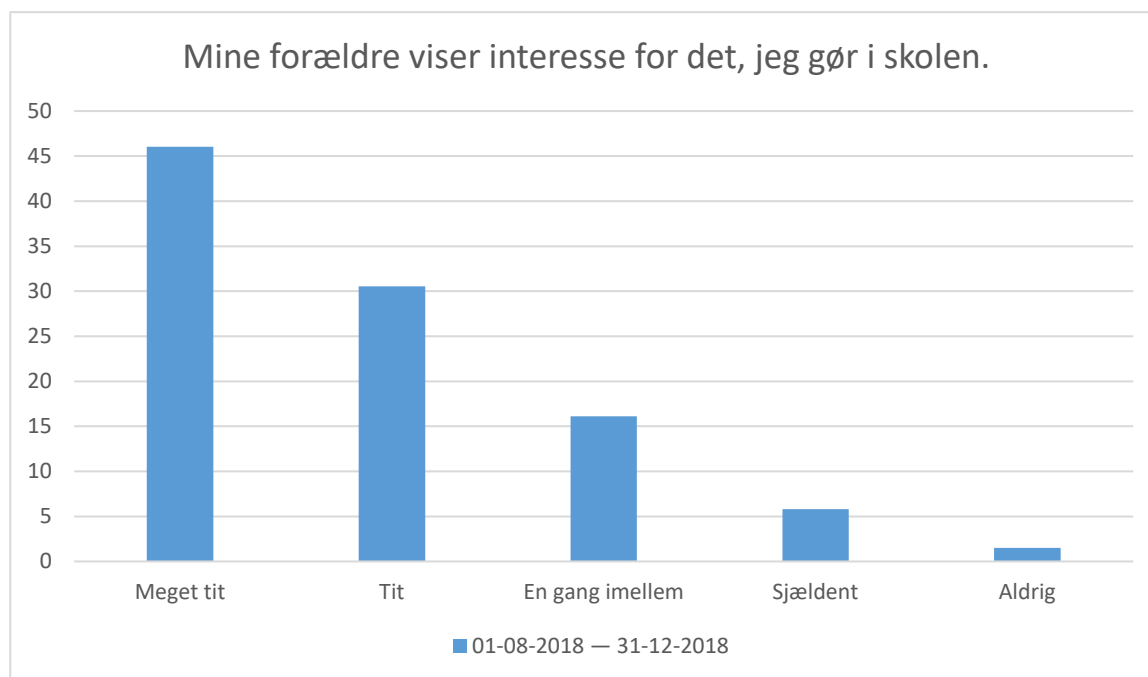
Svarmulighed	01-08-2018 — 31-12-2018: Antal	01-08-2018 — 31-12-2018: Andel (%)
Altid	347	38
Ofte	482	53
Sjældent	60	7
Aldrig	15	2
Total	904	-



01-08-2018 — 31-12-2018; Gennemsnit: 2,6, spredning: 0,9

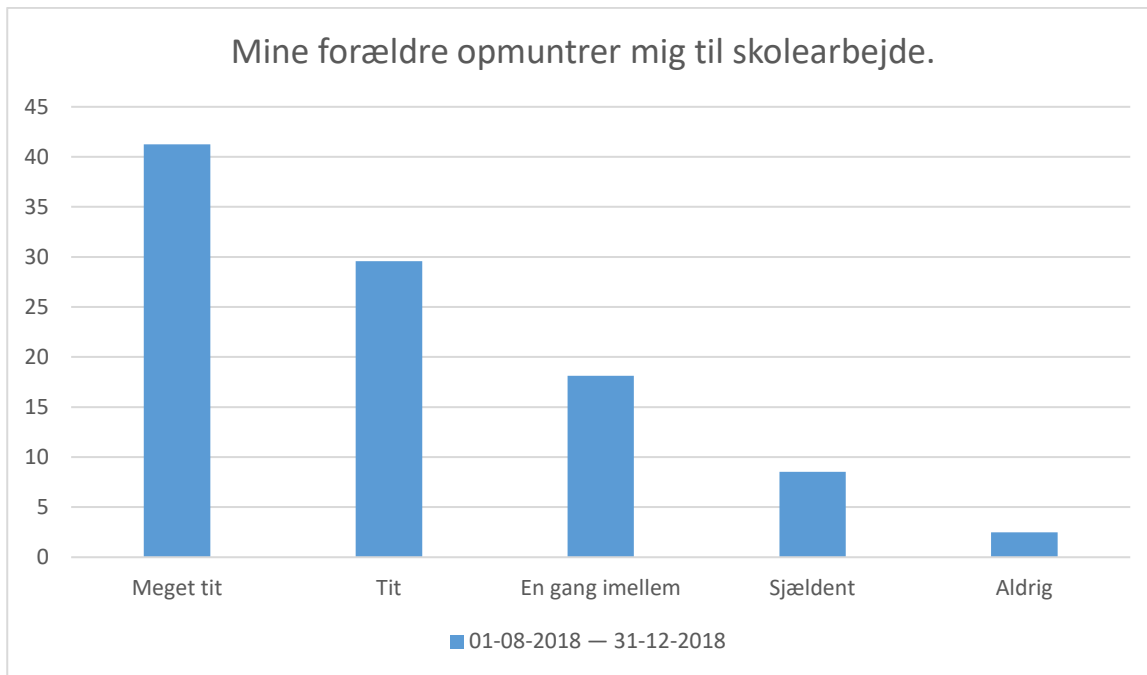
Svarmulighed	01-08-2018 — 31-12-2018: Antal	01-08-2018 — 31-12-2018: Andel (%)
Altid	146	16
Ofte	360	40
Sjældent	260	29
Aldrig	138	15
Total	904	-

Afsnit E



01-08-2018 — 31-12-2018; Gennemsnit: 4,1, spredning: 1

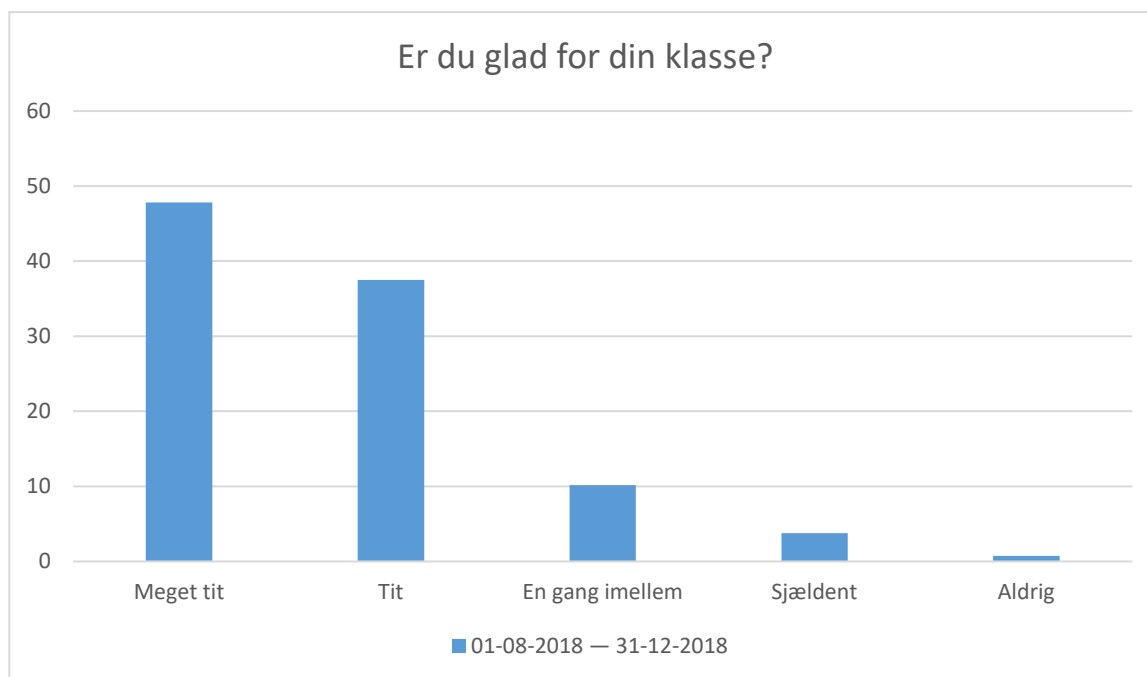
Svarmulighed	01-08-2018 — 31-12-2018: Antal	01-08-2018 — 31-12-2018: Andel (%)
Meget tit	428	46
Tit	284	31
En gang imellem	150	16
Sjældent	54	6
Aldrig	14	2
Total	930	-



01-08-2018 — 31-12-2018; Gennemsnit: 4, spredning: 1,1

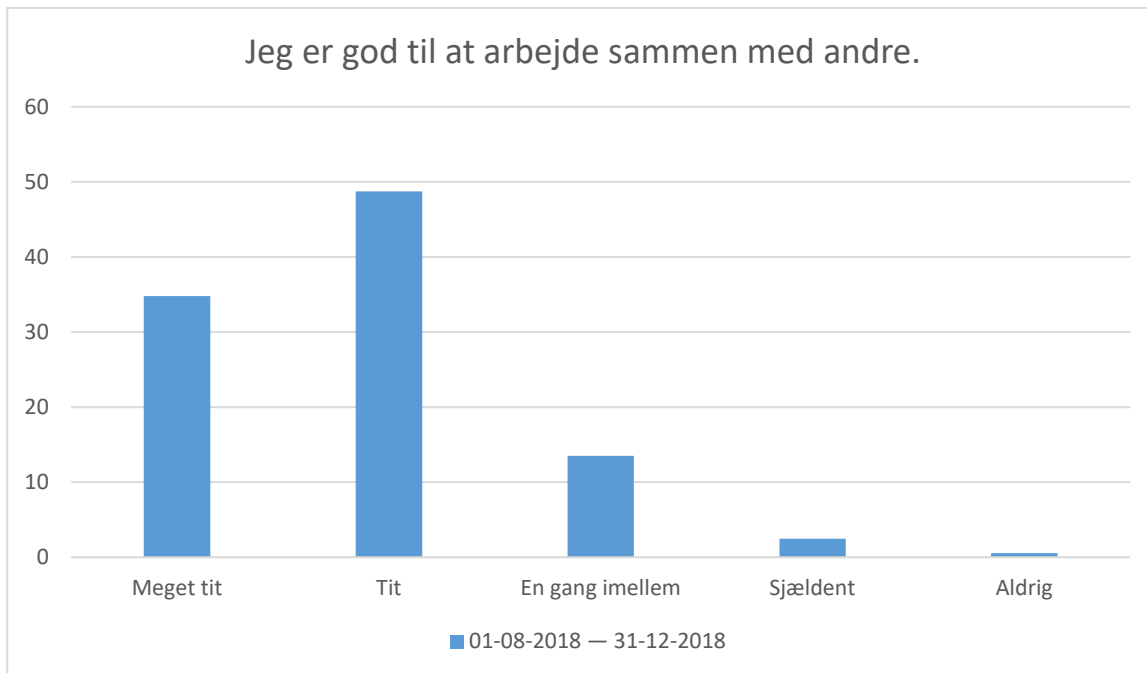
Svarmulighed	01-08-2018 — 31-12-2018: Antal	01-08-2018 — 31-12-2018: Andel (%)
Meget tit	382	41
Tit	274	30
En gang imellem	168	18
Sjældent	79	9
Aldrig	23	2
Total	926	-

Afsnit F



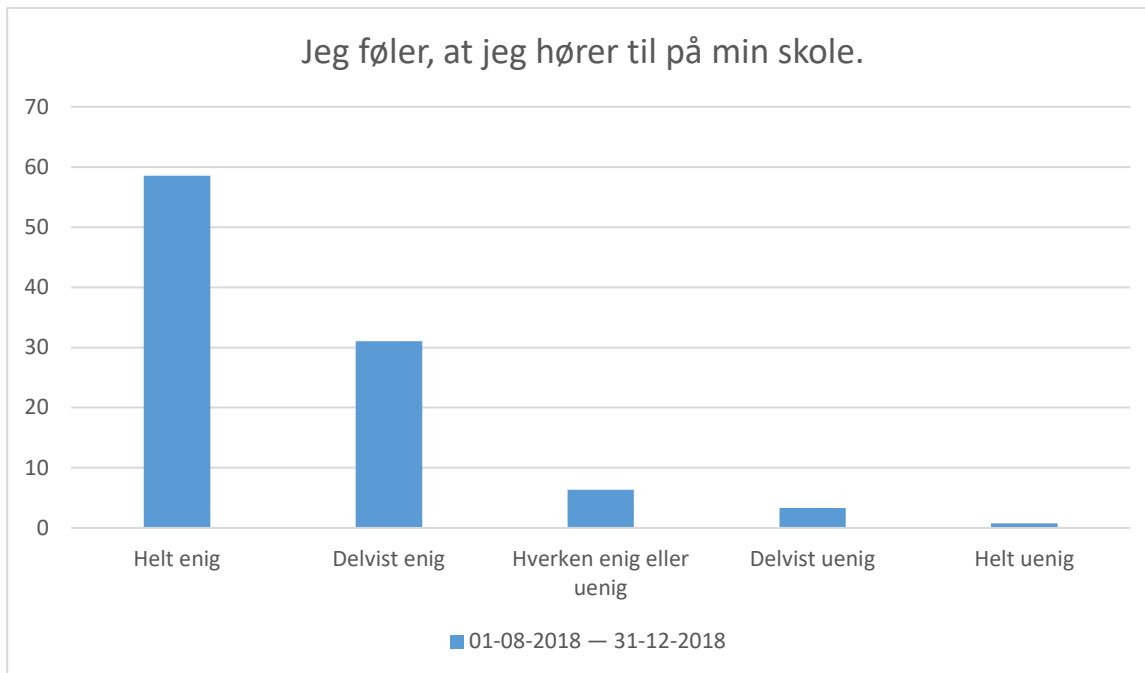
01-08-2018 — 31-12-2018; Gennemsnit: 4,3, spredning: 0,8

Svarmulighed	01-08-2018 — 31-12-2018: Antal	01-08-2018 — 31-12-2018: Andel (%)
Meget tit	446	48
Tit	350	38
En gang imellem	95	10
Sjældent	35	4
Aldrig	7	1
Total	933	-



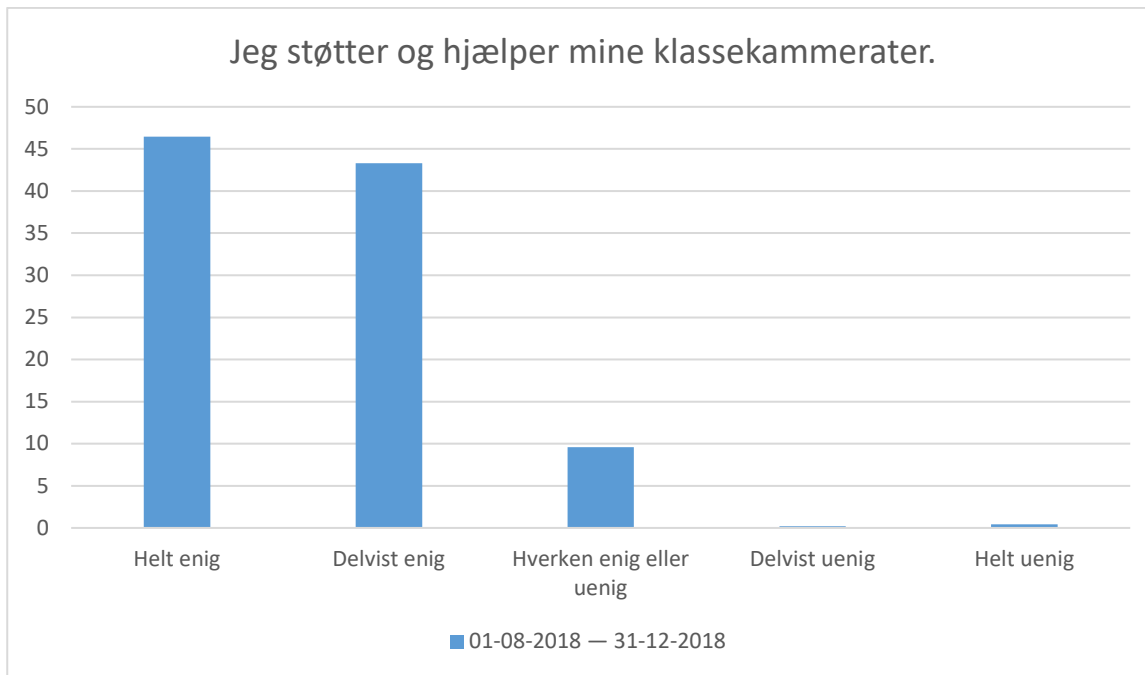
01-08-2018 — 31-12-2018; Gennemsnit: 4,1, spredning: 0,8

Svarmulighed	01-08-2018 — 31-12-2018: Antal	01-08-2018 — 31-12-2018: Andel (%)
Meget tit	325	35
Tit	455	49
En gang imellem	126	13
Sjældent	23	2
Aldrig	5	1
Total	934	-



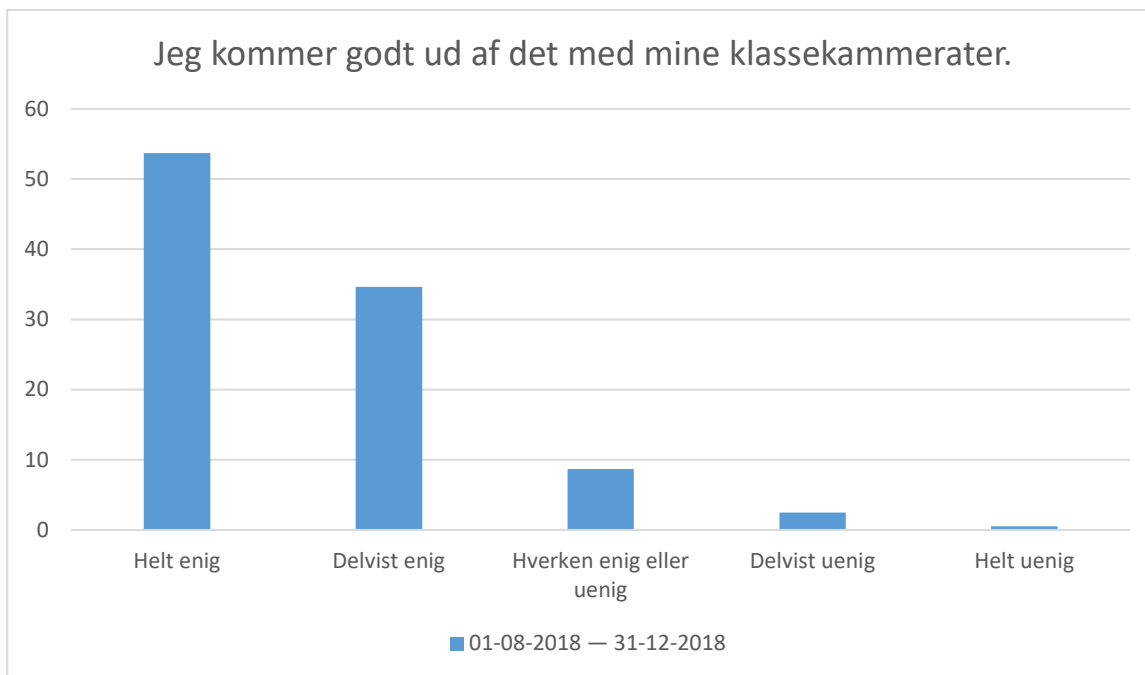
01-08-2018 — 31-12-2018; Gennemsnit: 4,4, spredning: 0,8

Svarmulighed	01-08-2018 — 31-12-2018: Antal	01-08-2018 — 31-12-2018: Andel (%)
Helt enig	545	59
Delvist enig	289	31
Hverken enig eller uenig	59	6
Delvist uenig	31	3
Helt uenig	7	1
Total	931	-



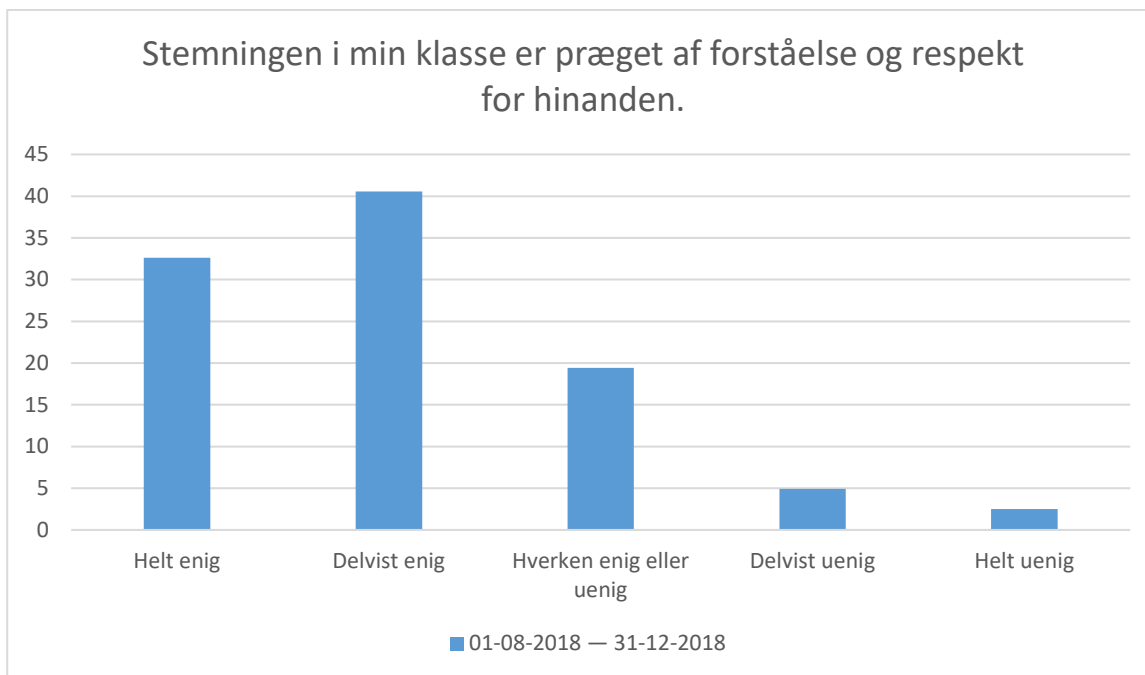
01-08-2018 — 31-12-2018; Gennemsnit: 4,4, spredning: 0,7

Svarmulighed	01-08-2018 — 31-12-2018: Antal		01-08-2018 — 31-12-2018: Andel (%)	
Helt enig	431		46	
Delvist enig	402		43	
Hverken enig eller uenig	89		10	
Delvist uenig	2		0	
Helt uenig	4		0	
Total	928		-	



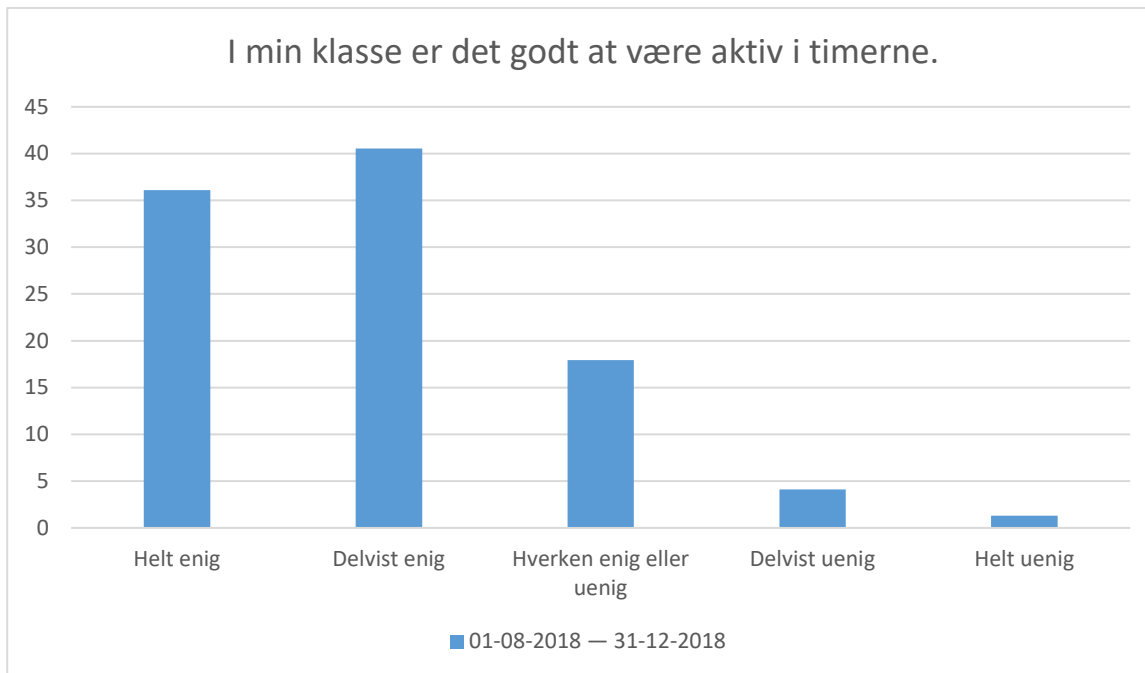
01-08-2018 — 31-12-2018; Gennemsnit: 4,4, spredning: 0,8

Svarmulighed	01-08-2018 — 31-12-2018: Antal	01-08-2018 — 31-12-2018: Andel (%)
Helt enig	502	54
Delvist enig	324	35
Hverken enig eller uenig	81	9
Delvist uenig	23	2
Helt uenig	5	1
Total	935	-



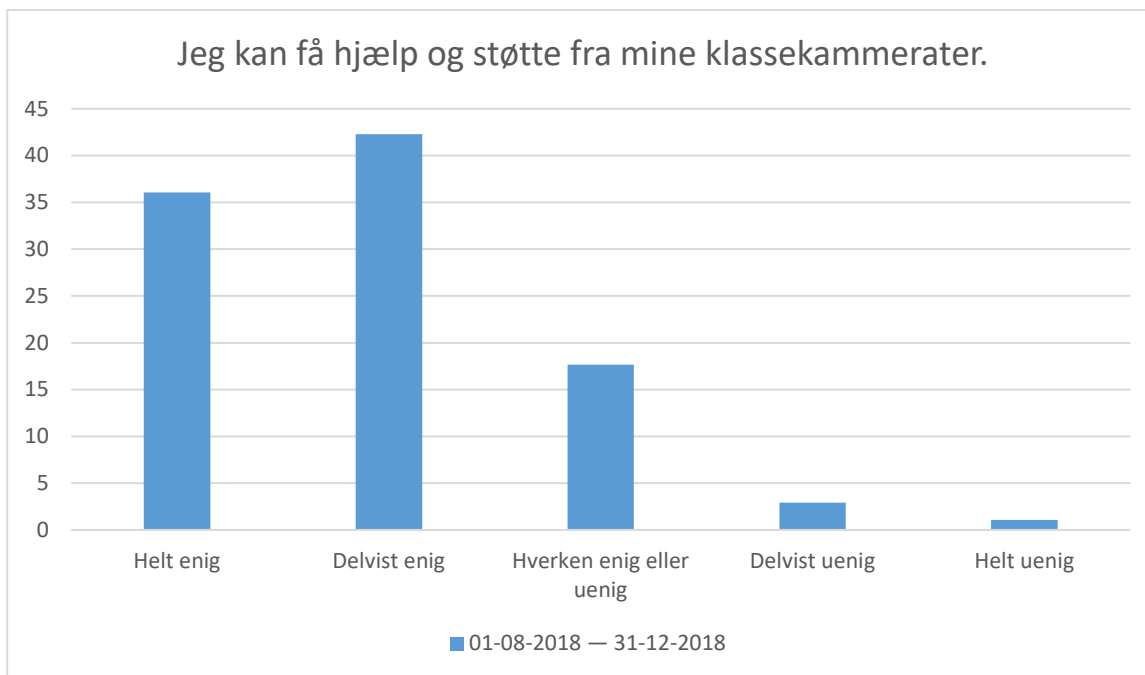
01-08-2018 — 31-12-2018; Gennemsnit: 4, spredning: 1

Svarmulighed	01-08-2018 — 31-12-2018: Antal	01-08-2018 — 31-12-2018: Andel (%)
Helt enig	299	33
Delvist enig	372	41
Hverken enig eller uenig	178	19
Delvist uenig	45	5
Helt uenig	23	3
Total	917	-



01-08-2018 — 31-12-2018; Gennemsnit: 4,1, spredning: 0,9

Svarmulighed	01-08-2018 — 31-12-2018: Antal	01-08-2018 — 31-12-2018: Andel (%)
Helt enig	334	36
Delvist enig	375	41
Hverken enig eller uenig	166	18
Delvist uenig	38	4
Helt uenig	12	1
Total	925	-



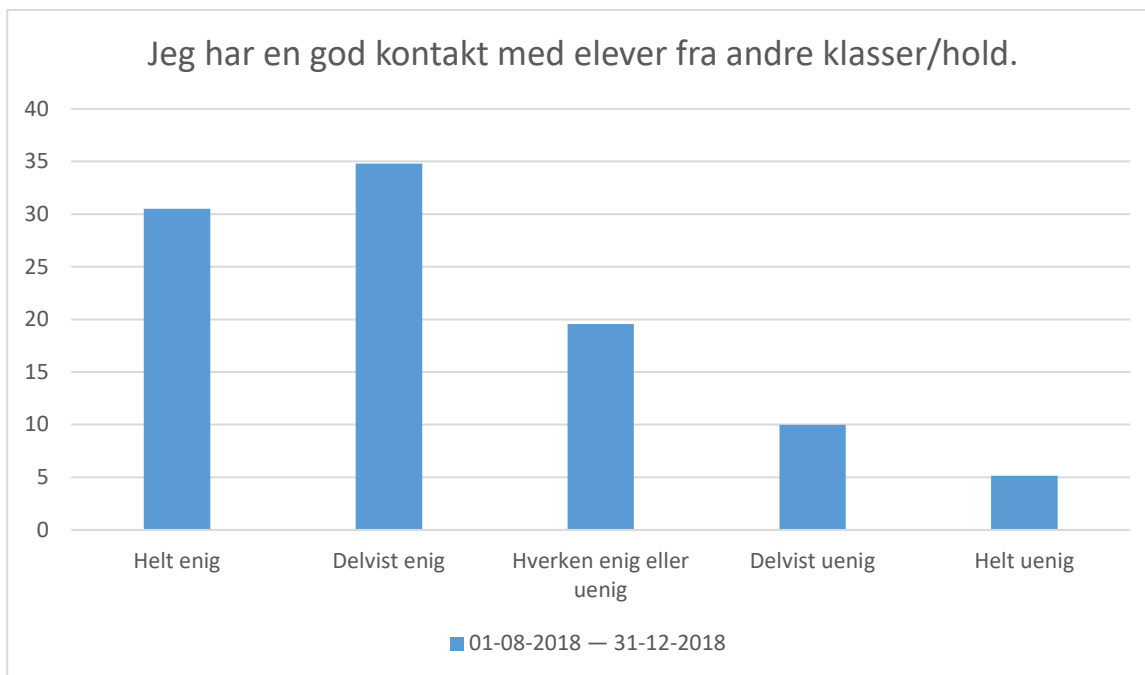
01-08-2018 — 31-12-2018; Gennemsnit: 4,1, spredning: 0,9

Svarmulighed	01-08-2018 — 31-12-2018: Antal	01-08-2018 — 31-12-2018: Andel (%)
Helt enig	335	36
Delvist enig	393	42
Hverken enig eller uenig	164	18
Delvist uenig	27	3
Helt uenig	10	1
Total	929	-



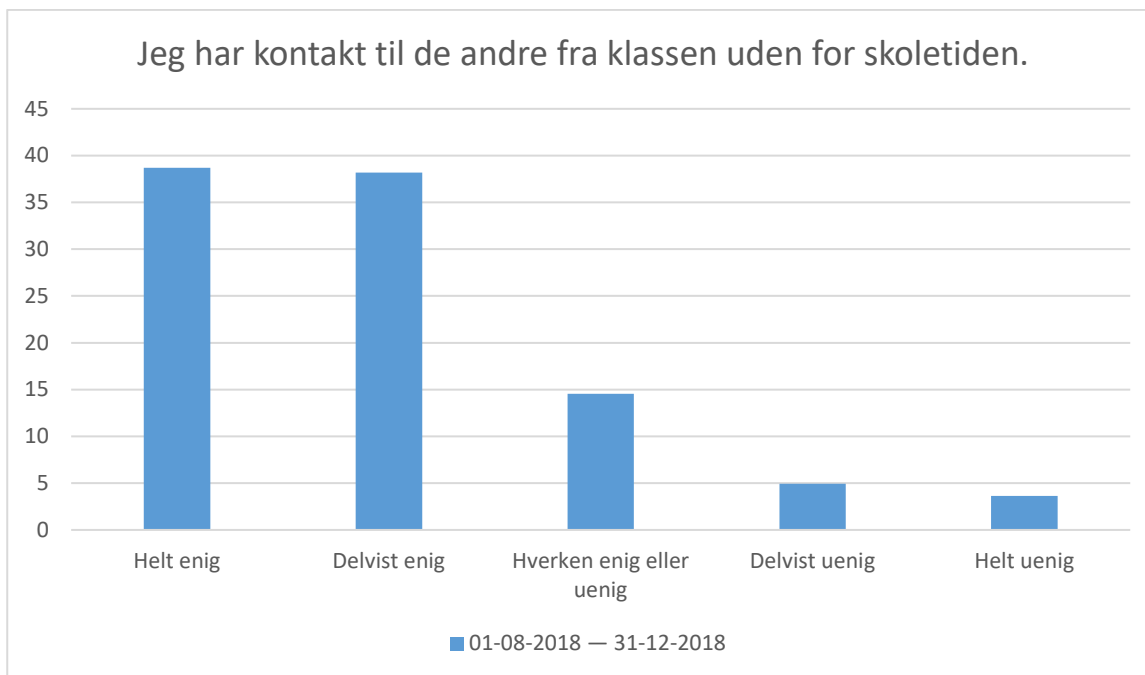
01-08-2018 — 31-12-2018; Gennemsnit: 1,5, spredning: 0,9

Svarmulighed	01-08-2018 — 31-12-2018: Antal		01-08-2018 — 31-12-2018: Andel (%)	
Helt enig		16		2
Delvist enig		40		4
Hverken enig eller uenig		73		8
Delvist uenig		145		16
Helt uenig		645		70
Total		919		-



01-08-2018 — 31-12-2018; Gennemsnit: 3,8, spredning: 1,1

Svarmulighed	01-08-2018 — 31-12-2018: Antal	01-08-2018 — 31-12-2018: Andel (%)
Helt enig	284	31
Delvist enig	324	35
Hverken enig eller uenig	182	20
Delvist uenig	93	10
Helt uenig	48	5
Total	931	-



01-08-2018 — 31-12-2018; Gennemsnit: 4, spredning: 1

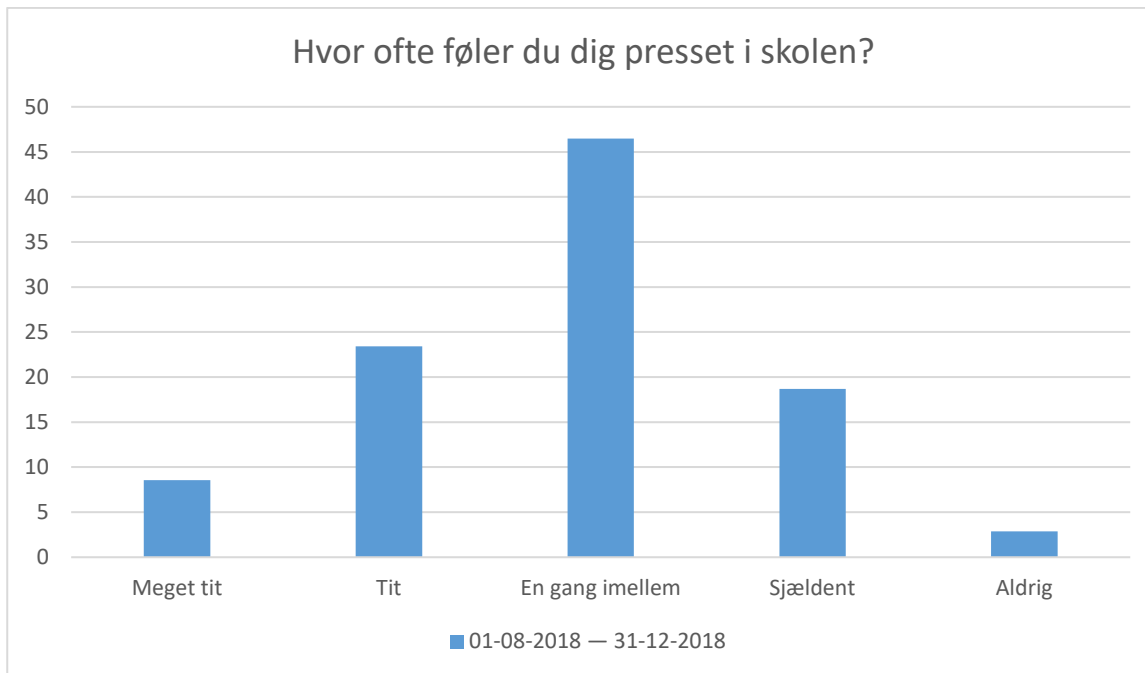
Svarmulighed	01-08-2018 — 31-12-2018: Antal	01-08-2018 — 31-12-2018: Andel (%)
Helt enig	362	39
Delvist enig	357	38
Hverken enig eller uenig	136	15
Delvist uenig	46	5
Helt uenig	34	4
Total	935	-

Afsnit G



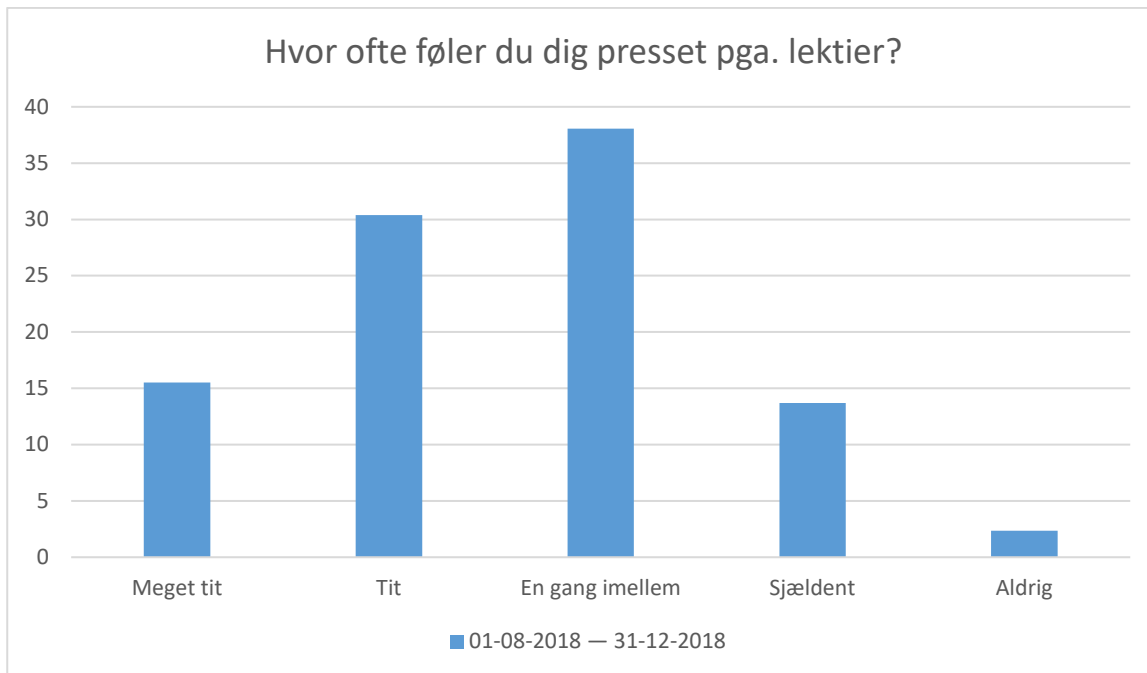
01-08-2018 — 31-12-2018; Gennemsnit: 1,6, spredning: 0,9

Svarmulighed	01-08-2018 — 31-12-2018: Antal		01-08-2018 — 31-12-2018: Andel (%)	
Helt enig		11		1
Delvist enig		31		3
Hverken enig eller uenig		92		10
Delvist uenig		196		21
Helt uenig		602		65
Total		932		-



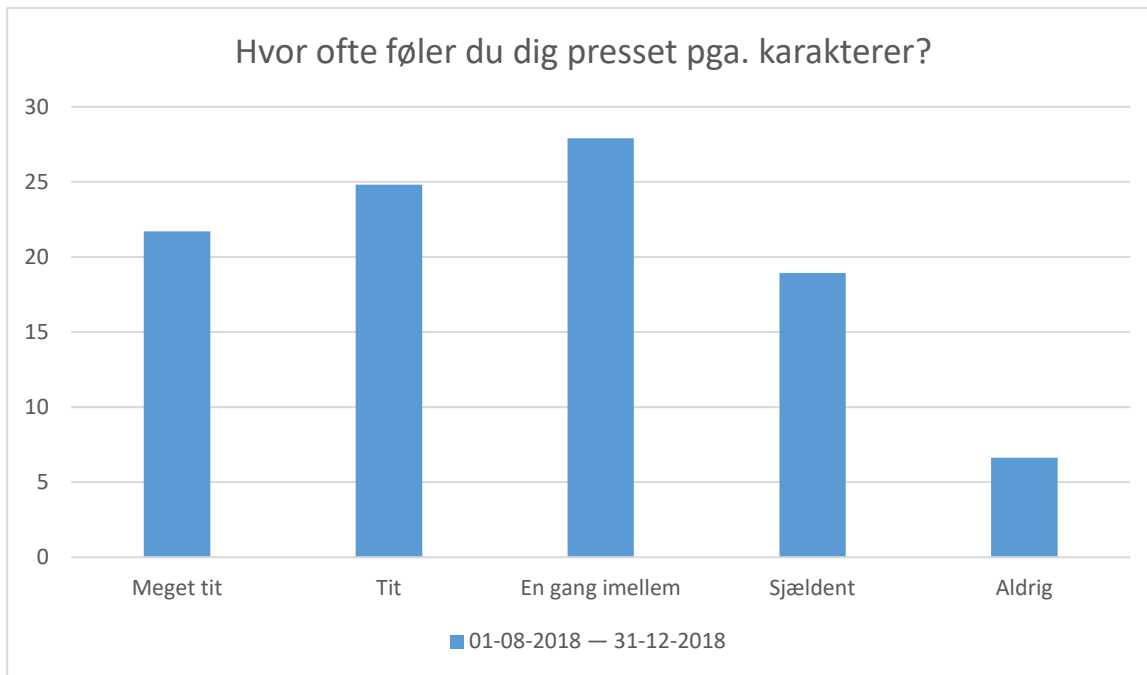
01-08-2018 — 31-12-2018; Gennemsnit: 3,2, spredning: 0,9

Svarmulighed	01-08-2018 — 31-12-2018: Antal	01-08-2018 — 31-12-2018: Andel (%)
Meget tit	80	9
Tit	219	23
En gang imellem	435	46
Sjældent	175	19
Aldrig	27	3
Total	936	-



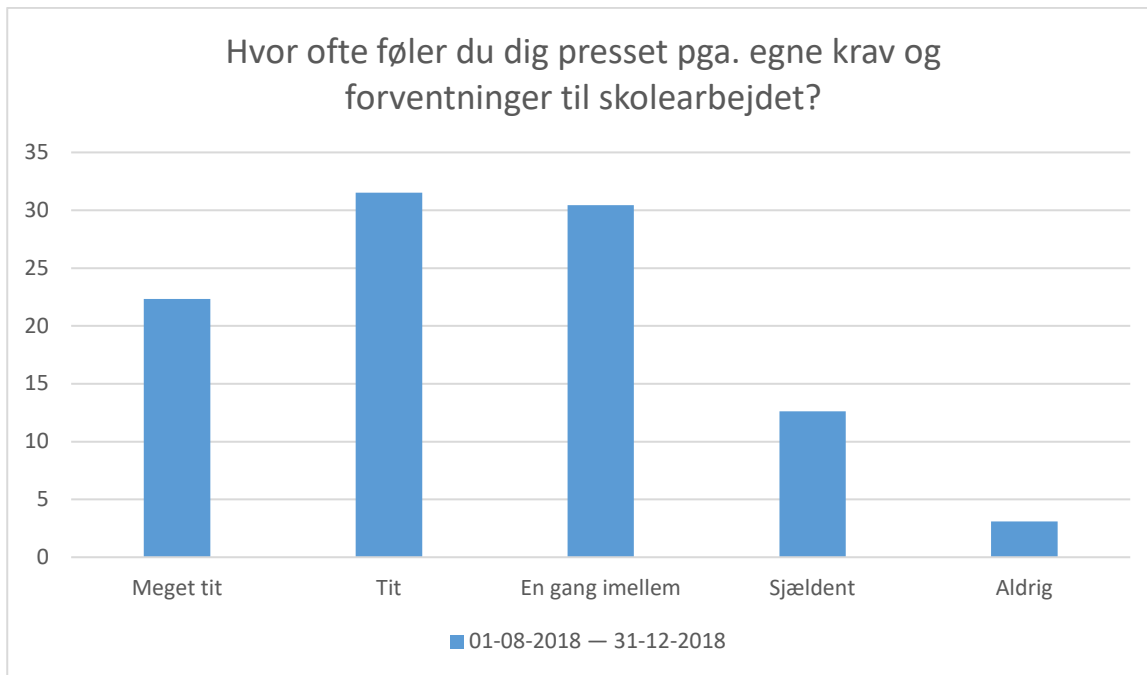
01-08-2018 — 31-12-2018; Gennemsnit: 3,4, spredning: 1

Svarmulighed	01-08-2018 — 31-12-2018: Antal	01-08-2018 — 31-12-2018: Andel (%)
Meget tit	145	16
Tit	284	30
En gang imellem	356	38
Sjældent	128	14
Aldrig	22	2
Total	935	-



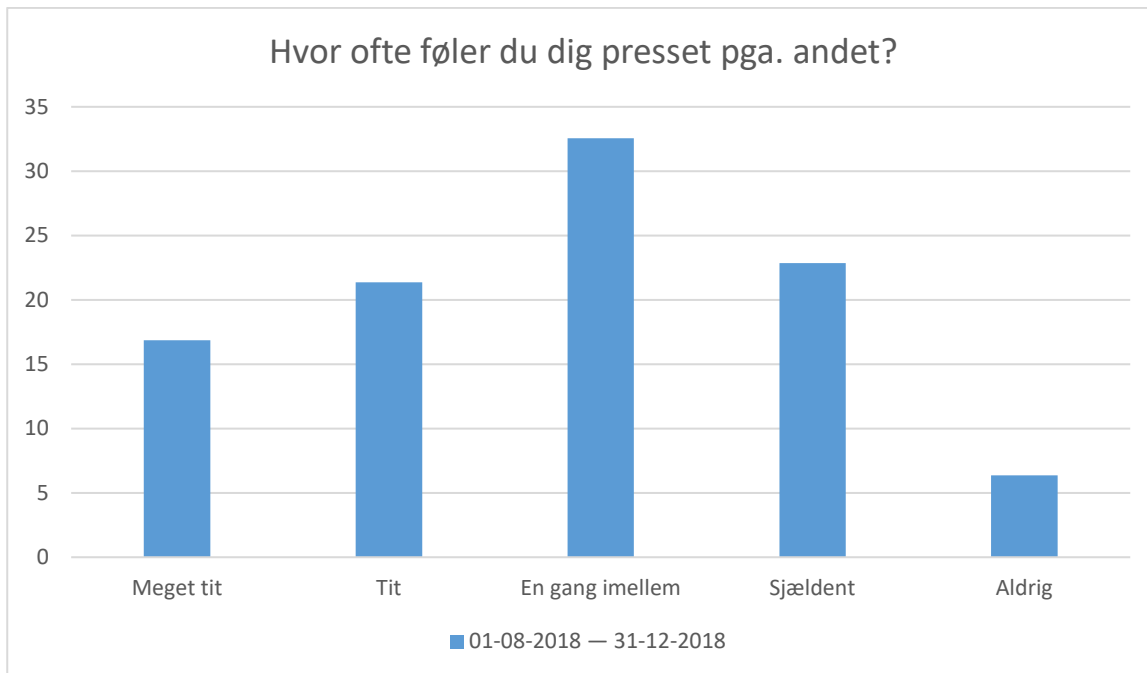
01-08-2018 — 31-12-2018; Gennemsnit: 3,4, spredning: 1,2

Svarmulighed	01-08-2018 — 31-12-2018: Antal		01-08-2018 — 31-12-2018: Andel (%)	
Meget tit		203		22
Tit		232		25
En gang imellem		261		28
Sjældent		177		19
Aldrig		62		7
Total		935		-



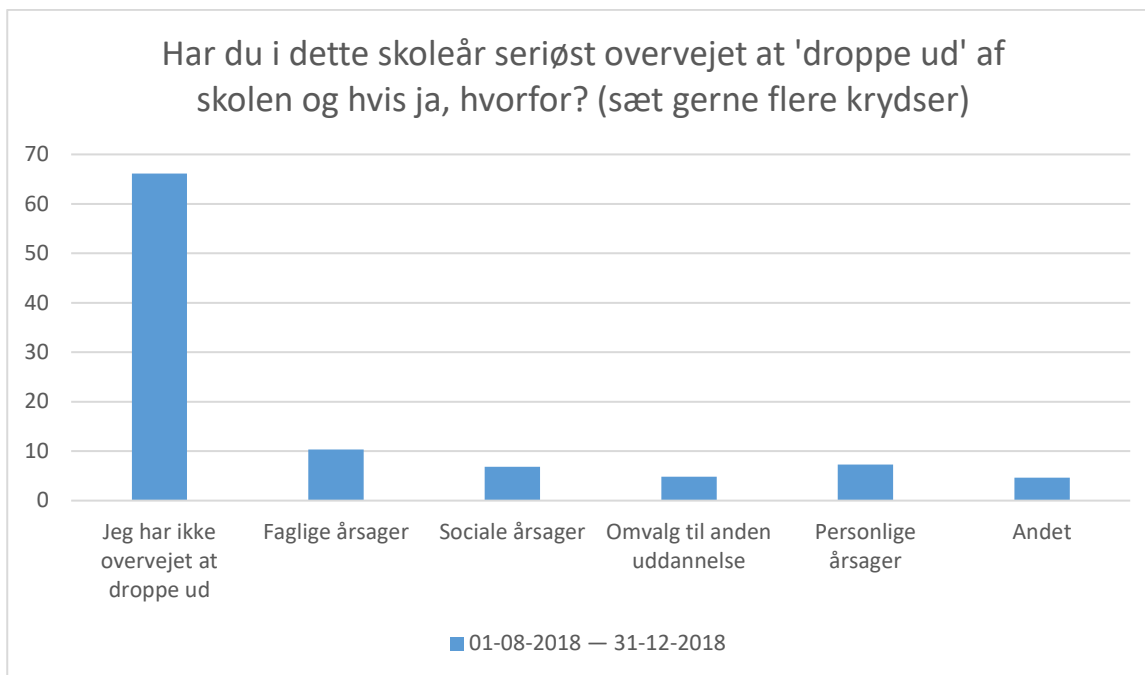
01-08-2018 — 31-12-2018; Gennemsnit: 3,6, spredning: 1,1

Svarmulighed	01-08-2018 — 31-12-2018: Antal	01-08-2018 — 31-12-2018: Andel (%)
Meget tit	209	22
Tit	295	32
En gang imellem	285	30
Sjældent	118	13
Aldrig	29	3
Total	936	-



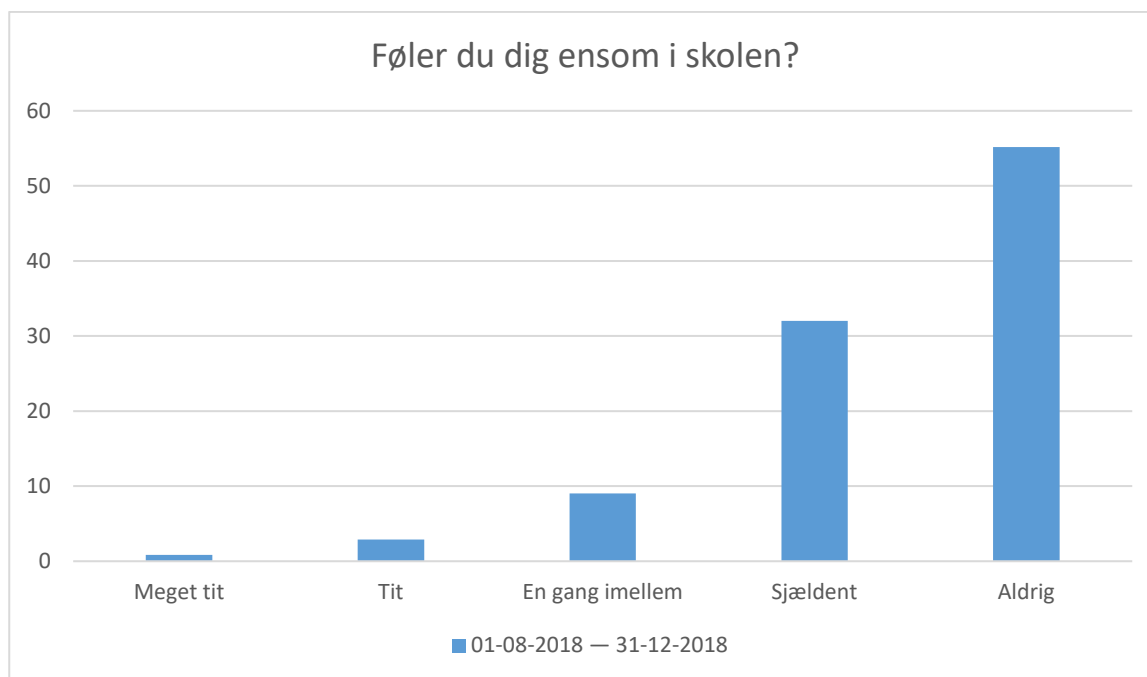
01-08-2018 — 31-12-2018; Gennemsnit: 3,2, spredning: 1,2

Svarmulighed	01-08-2018 — 31-12-2018: Antal	01-08-2018 — 31-12-2018: Andel (%)
Meget tit	146	17
Tit	185	21
En gang imellem	282	33
Sjældent	198	23
Aldrig	55	6
Total	866	-



01-08-2018 — 31-12-2018; Gennemsnit og spredning kan ikke beregnes.

Svarmulighed	01-08-2018 — 31-12-2018: Antal		01-08-2018 — 31-12-2018: Andel (%)	
Jeg har ikke overvejet at droppe ud	699		66	
Faglige årsager	109		10	
Sociale årsager	72		7	
Omvalg til anden uddannelse	51		5	
Personlige årsager	77		7	
Andet	49		5	
Total	1057			

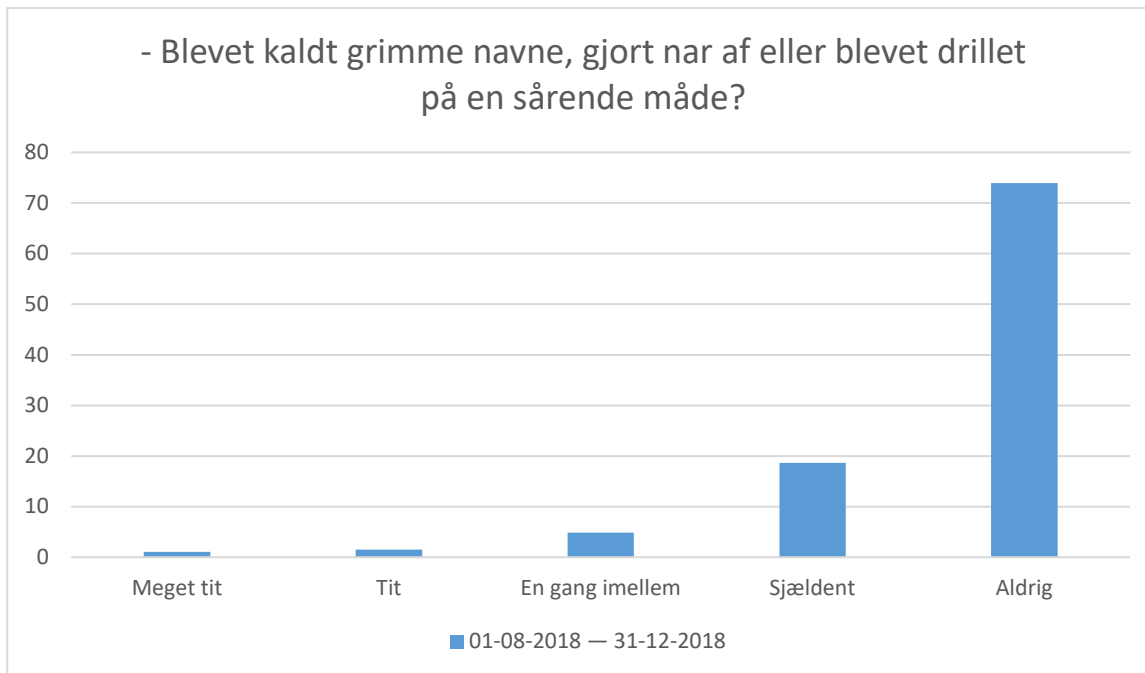


01-08-2018 — 31-12-2018; Gennemsnit: 1,6, spredning: 0,8

Svarmulighed	01-08-2018 — 31-12-2018: Antal		01-08-2018 — 31-12-2018: Andel (%)	
Meget tit		8		1
Tit		27		3
En gang imellem		84		9
Sjældent		297		32
Aldrig		512		55
Total		928		-

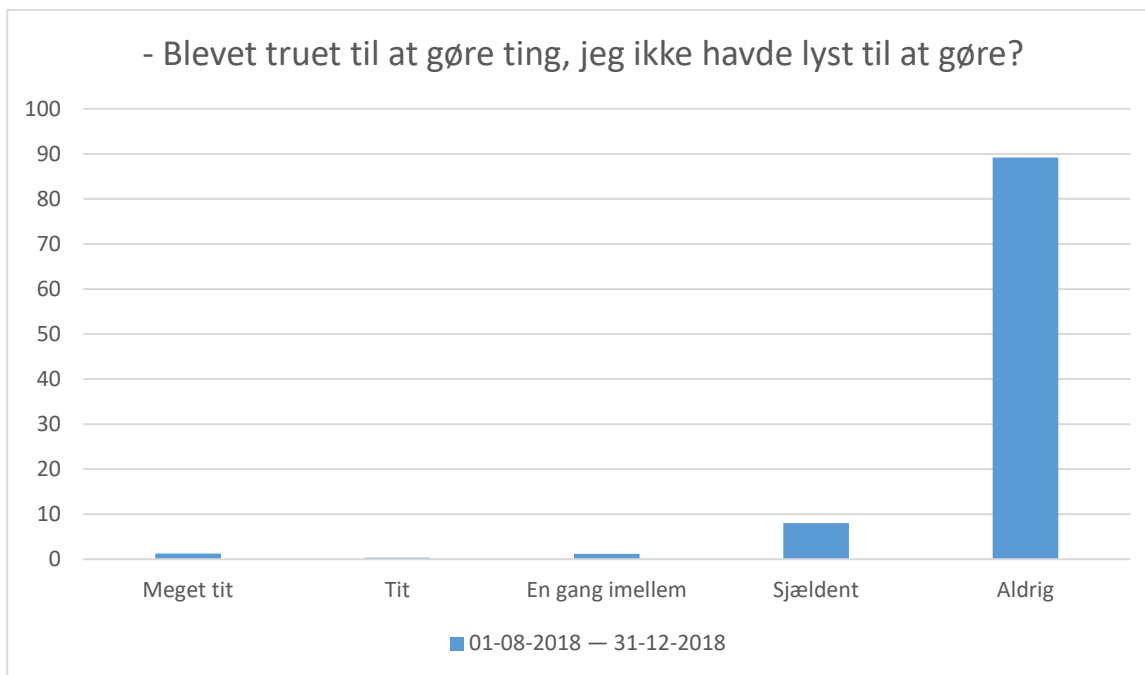
Afsnit H

Spørgsmålet »I hvilket omfang er du det seneste år blevet udsat for følgende af andre elever eller ansatte på skolen?« har ikke nok besvarelser.



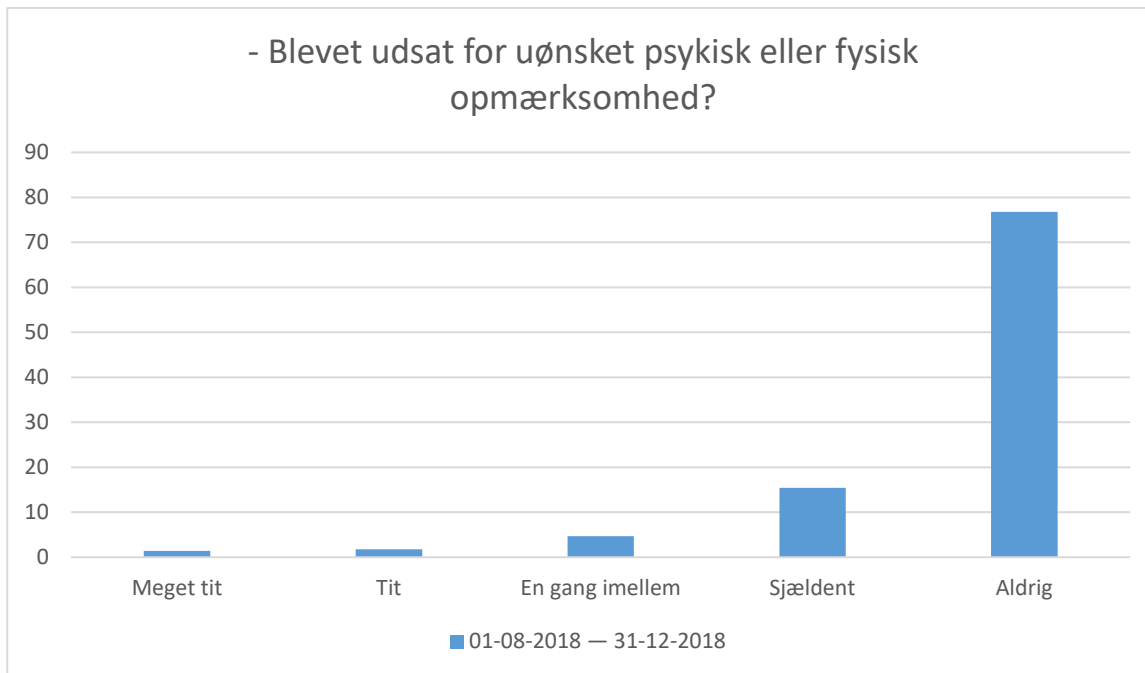
01-08-2018 — 31-12-2018; Gennemsnit: 1,4, spredning: 0,7

Svarmulighed	01-08-2018 — 31-12-2018: Antal	01-08-2018 — 31-12-2018: Andel (%)
Meget tit	10	1
Tit	14	2
En gang imellem	45	5
Sjældent	174	19
Aldrig	689	74
Total	932	-



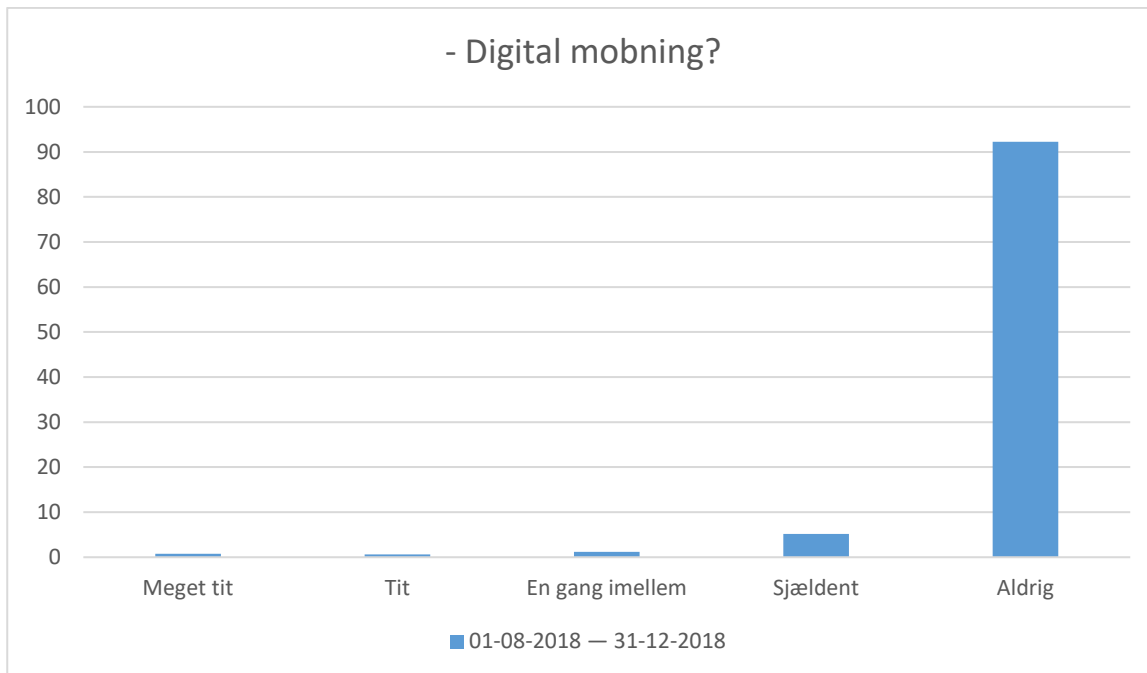
01-08-2018 — 31-12-2018; Gennemsnit: 1,2, spredning: 0,6

Svarmulighed	01-08-2018 — 31-12-2018: Antal	01-08-2018 — 31-12-2018: Andel (%)
Meget tit	12	1
Tit	3	0
En gang imellem	11	1
Sjældent	75	8
Aldrig	832	89
Total	933	-



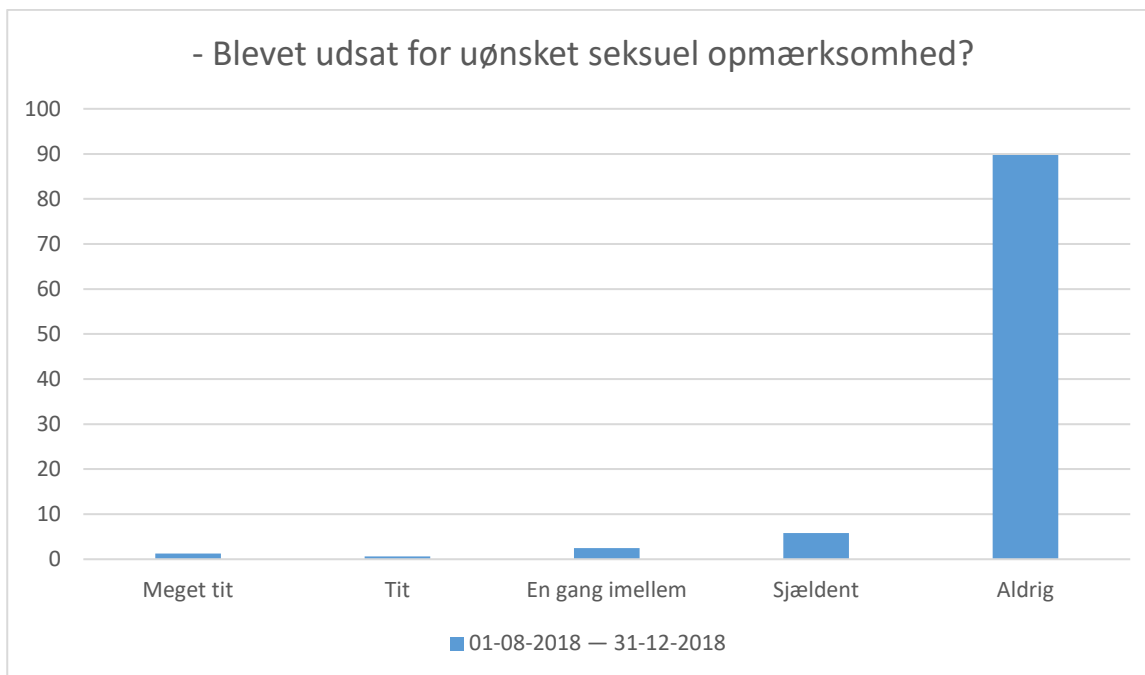
01-08-2018 — 31-12-2018; Gennemsnit: 1,4, spredning: 0,8

Svarmulighed	01-08-2018 — 31-12-2018: Antal		01-08-2018 — 31-12-2018: Andel (%)	
Meget tit		13		1
Tit		16		2
En gang imellem		43		5
Sjældent		142		15
Aldrig		707		77
Total		921		-



01-08-2018 — 31-12-2018; Gennemsnit: 1,1, spredning: 0,5

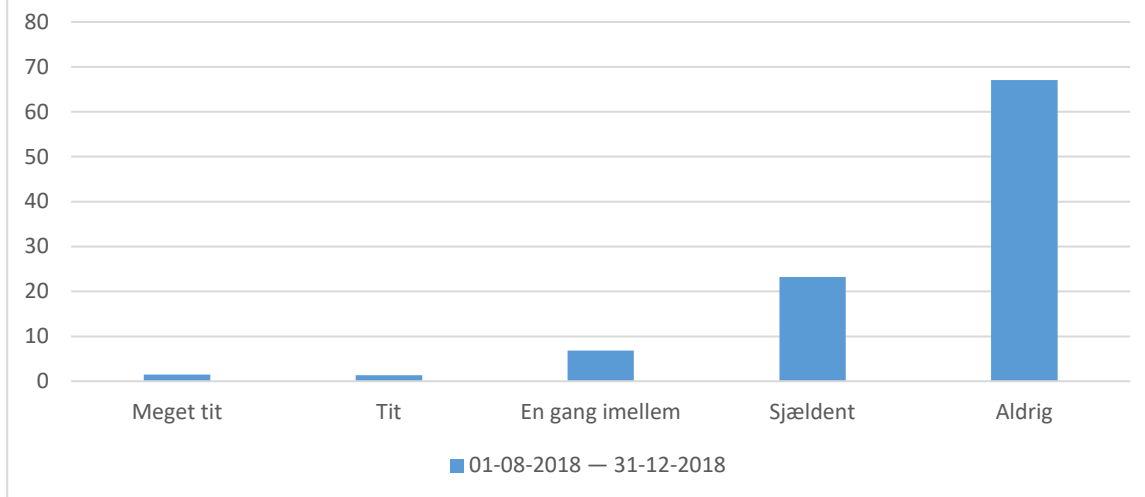
Svarmulighed	01-08-2018 — 31-12-2018: Antal	01-08-2018 — 31-12-2018: Andel (%)
Meget tit	7	1
Tit	6	1
En gang imellem	11	1
Sjældent	48	5
Aldrig	860	92
Total	932	-



01-08-2018 — 31-12-2018; Gennemsnit: 1,2, spredning: 0,6

Svarmulighed	01-08-2018 — 31-12-2018: Antal	01-08-2018 — 31-12-2018: Andel (%)
Meget tit	12	1
Tit	6	1
En gang imellem	23	2
Sjældent	54	6
Aldrig	833	90
Total	928	-

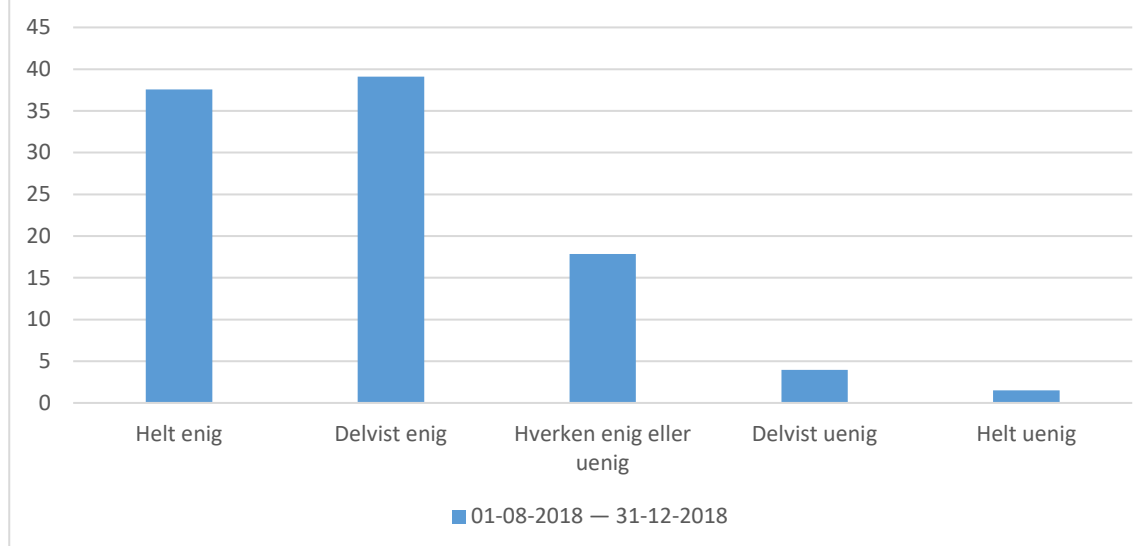
I hvilket omfang har du det seneste år oplevet, at elever eller ansatte på skolen er blevet presset til at gøre ting, som de ikke havde lyst til at gøre?



01-08-2018 — 31-12-2018; Gennemsnit: 1,5, spredning: 0,8

Svarmulighed	01-08-2018 — 31-12-2018: Antal	01-08-2018 — 31-12-2018: Andel (%)
Meget tit	13	1
Tit	12	1
En gang imellem	60	7
Sjældent	203	23
Aldrig	587	67
Total	875	-

Der er gode muligheder på skolen for at få støtte og vejledning, hvis det har været svært.



01-08-2018 — 31-12-2018; Gennemsnit: 4,1, spredning: 0,9

Svarmulighed	01-08-2018 — 31-12-2018: Antal	01-08-2018 — 31-12-2018: Andel (%)
Helt enig	322	38
Delvist enig	335	39
Hverken enig eller uenig	153	18
Delvist uenig	34	4
Helt uenig	13	2
Total	857	-