







Undervisningsmiljøvurdering PMV







Genereret: 2/5/2023 08:09

[MISSING]: 21 | Sprog: DA | Anonymitet: Ingen







Hvor tilfreds har du været med, at få faglig hjælp fra læreren?

Besvarelser		Procent	Antal
1		0,0%	0
2		0,0%	0
3		0,0%	0
4		33,3%	4
5		58,3%	7
Ved ikke		8,3%	1
		100%	12







Hvor tilfreds har du været med de faglige udfordringer på uddannelsen?

Besvarelser		Procent	Antal
1		0,0%	0
2		8,3%	1
3		0,0%	0
4		50,0%	6
5		33,3%	4
Ved ikke		8,3%	1
		100%	12







I hvilken grad har du følt dig som en del af et fællesskab på uddannelsen?

Besvarelser		Procent	Antal
1		0,0%	0
2		0,0%	0
3		0,0%	0
4		25,0%	3
5		66,7%	8
Ved ikke		8,3%	1
		100%	12







Hvor tilfreds er du med dine muligheder, for at få indflydelse på undervisningsformen?

Besvarelser		Procent	Antal
1		8,3%	1
2		0,0%	0
3		16,7%	2
4		50,0%	6
5		16,7%	2
Ved ikke		8,3%	1
		100%	12







Hvor tilfreds er du med samarbejdet mellem dig og dine medkursister?

Besvarelser		Procent	Antal
1		0,0%	0
2		0,0%	0
3		0,0%	0
4		33,3%	4
5		58,3%	7
Ved ikke		8,3%	1
		100%	12







Hvor tilfreds er du med muligheden for, at få hjælp til noget fagligt fra en medkursist.

Besvarelser		Procent	Antal
1		0,0%	0
2		0,0%	0
3		8,3%	1
4		16,7%	2
5		66,7%	8
Ved ikke		8,3%	1
		100%	12







Hvor tilfreds er du med pladsforholdene (de fysiske forhold)?

Besvarelser		Procent	Antal
1		0,0%	0
2		8,3%	1
3		0,0%	0
4		41,7%	5
5		41,7%	5
Ved ikke		8,3%	1
		100%	12







Hvor tilfreds er du med indeklimaet generelt?

Besvarelser		Procent	Antal
1		0,0%	0
2		16,7%	2
3		8,3%	1
4		41,7%	5
5		25,0%	3
Ved ikke		8,3%	1
		100%	12







Hvor tilfreds er du med temperatur (træk- lugt- og støvgener)?

Besvarelser		Procent	Antal
1		0,0%	0
2		8,3%	1
3		25,0%	3
4		33,3%	4
5		25,0%	3
Ved ikke		8,3%	1
		100%	12







Hvor tilfreds er du med udstyr (tavler- overhead- og it udstyr)?

Besvarelser		Procent	Antal
1		0,0%	0
2		0,0%	0
3		8,3%	1
4		50,0%	6
5		25,0%	3
Ved ikke		16,7%	2
		100%	12







Hvor tilfreds er du med toiletforholdene?

Besvarelser		Procent	Antal
1		8,3%	1
2		0,0%	0
3		0,0%	0
4		66,7%	8
5		16,7%	2
Ved ikke		8,3%	1
		100%	12







Hvor tilfreds er du med parkeringsforholdene for biler?

Besvarelser		Procent	Antal
1		0,0%	0
2		0,0%	0
3		16,7%	2
4		25,0%	3
5		16,7%	2
Ved ikke		41,7%	5
		100%	12







Hvor tilfreds er du med parkeringsforholdene for cykler?

Besvarelser		Procent	Antal
1		0,0%	0
2		0,0%	0
3		0,0%	0
4		8,3%	1
5		16,7%	2
Ved ikke		75,0%	9
		100%	12







Hvor tilfreds er du med atmosfæren i bygningerne?

Besvarelser		Procent	Antal
1		0,0%	0
2		0,0%	0
3		0,0%	0
4		66,7%	8
5		25,0%	3
Ved ikke		8,3%	1
		100%	12







Hvor tilfreds er du med udsmykningen på uddannelsesstedet?

Besvarelser		Procent	Antal
1		0,0%	0
2		0,0%	0
3		0,0%	0
4		50,0%	6
5		41,7%	5
Ved ikke		8,3%	1
		100%	12







Hvor tilfreds er du med dagslyset i bygningerne?

Besvarelser		Procent	Antal
1		0,0%	0
2		0,0%	0
3		8,3%	1
4		50,0%	6
5		33,3%	4
Ved ikke		8,3%	1
		100%	12







Hvor tilfreds er du med din helhedsoplevelse af materialer, overfladerne og farverne i de bygninger du benytter på uddannelsen?

Besvarelser		Procent	Antal
1		0,0%	0
2		0,0%	0
3		0,0%	0
4		58,3%	7
5		33,3%	4
Ved ikke		8,3%	1
		100%	12

Hvor tilfreds er du med bygningernes vedligeholdelse?

Besvarelser		Procent	Antal
1		0,0%	0
2		0,0%	0
3		25,0%	3
4		33,3%	4
5		25,0%	3
Ved ikke		16,7%	2
		100%	12

I hvilken grad påvirker de fysiske rammer samlet set din trivsel på uddannelsen?

Besvarelser		Procent	Antal
1		0,0%	0
2		0,0%	0
3		0,0%	0
4		50,0%	6
5		25,0%	3
Ved ikke		25,0%	3
		100%	12