

## 6 V 210 Ah (C<sub>20</sub>) Deep Cycle Flooded Battery

### PHYSICAL CHARACTERISTICS

	SI Units	US Units
Length	261 mm	10,28 inch
Width	181 mm	7,13 inch
Height	276 mm	10,87 inch
Typical weight	27,30 kg	60,19 lbs



### Specifications:

- Nominal voltage: 6 V
- Rated capacity: 210 Ah (at C<sub>20</sub> and 25 °C)
- Plate technology: Antimony / Antimony
- Separator: Polyethylene
- Electrolyte: Sulphuric acid; analytical grade
- Standards: IEC 60254; IEC 61427
- Case / Lid material: Polypropylene
- Lid type: Flat
- Terminal type: Bolted
- Carrying Handles: Available
- Cycles at 75% DoD: more than 1000
- PVES applications: more than 2000 cycles

### Performance characteristics:

#### BATTERY DISCHARGE PERFORMANCE AT 25°C

Discharge rate	C <sub>5</sub> (5 h)	C <sub>20</sub> (20 h)	C <sub>100</sub> (100 h)	Capacity at 25 A
End of discharge voltage	5,10 V	5,25 V	5,40 V	5,25 V
Discharge capacity	175 Ah	210 Ah	230 Ah	430 min / 179 Ah

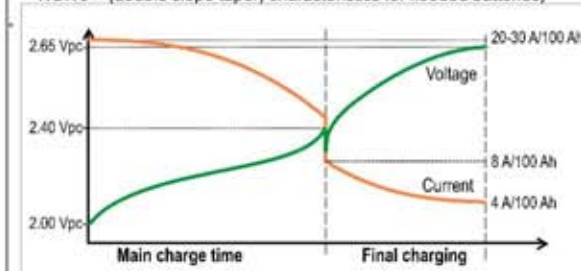
#### Temperature correction factor of discharge C<sub>5</sub> (5 h) capacity

Temperature	-10 °C	0 °C	10 °C	15 °C	20 °C	30 °C	40 °C
Correction factor	0.83	0.87	0.92	0.94	0.97	1.03	1.09

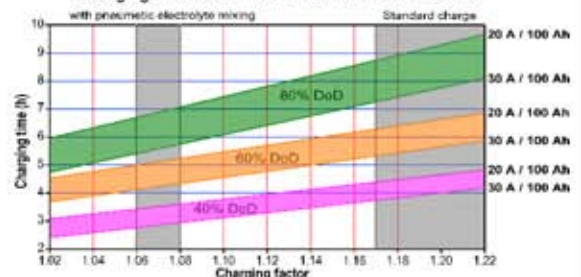
### BATTERY CHARGE CONDITIONS

#### Charging profiles: WaW0 and IU1a Charge factor: 1.10 – 1.20

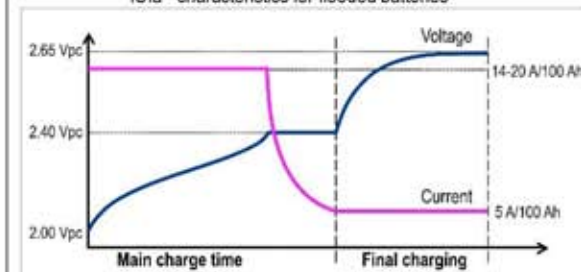
WaW0 – (double slope taper) characteristics for flooded batteries



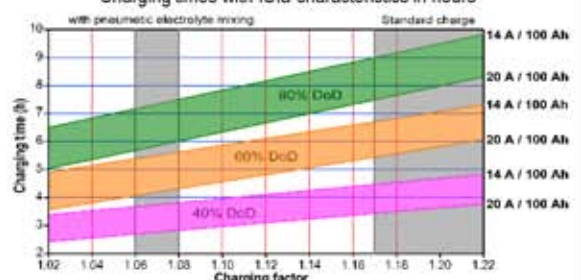
Charging times with WaW0-characteristics in hours



IU1a –characteristics for flooded batteries



Charging times with IU1a-characteristics in hours



**It is mandatory to check the electrolyte level every 3 months and top up with deionized water to the markings.**