

Specification

Nominal Voltage	12V	
Nominal Capacity(20HR)	2.3AH	
Dimensions	Length	182 ± 1mm (7.17 inches)
	Width	24 ± 1mm (0.94 inches)
	Container Height	61 ± 1mm (2.40 inches)
	Total Height (with Terminal)	61 ± 1mm (2.40 inches)
Approx Weight	Approx 0.80 kg (1.76lbs)	
Terminal	\	
Container Material	ABS	
Rated Capacity	2.30 AH/0.115A	(20hr, 1.80V/cell, 25°C/77°F)
	2.14AH/0.214A	(10hr, 1.80V/cell, 25°C/77°F)
	1.95 AH/0.39A	(5hr, 1.75V/cell, 25°C/77°F)
	1.79 AH/0.59A	(3hr, 1.75V/cell, 25°C/77°F)
	1.44 AH/1.44A	(1hr, 1.60V/cell, 25°C/77°F)
Max. Discharge Current	34.5A (5s)	
Internal Resistance	Approx 65mΩ	
Operating Temp. Range	Discharge	-15~50°C (5~122°F)
	Charge	0~40°C (32~104°F)
	Storage	-15~40°C (5~104°F)
Nominal Operating Temp. Range	25 ± 3°C (77 ± 5°F)	
Cycle Use	Initial Charging Current less than 0.69A. Voltage	
	14.4V~15.0V at 25°C(77°F)Temp. Coefficient -30mV/°C	
Standby Use	No limit on Initial Charging Current Voltage	
	13.5V~13.8V at 25°C(77°F)Temp. Coefficient -20mV/°C	
Capacity affected by Temperature	40°C (104°F)	103%
	25°C (77°F)	100%
	0°C (32°F)	86%
Self Discharge	L P series batteries may be stored for up to 6 months at 25°C(77°F) and then a freshening charge is required. For higher temperatures the time interval will be shorter.	



Applications

- ◆ All purpose
- ◆ Uninterruptable Power Supply (UPS)
- ◆ Electric Power System (EPS)
- ◆ Emergency backup power supply
- ◆ Emergency light
- ◆ Railway signal
- ◆ Aircraft signal
- ◆ Alarm and security system
- ◆ Electronic apparatus and equipment
- ◆ Communication power supply
- ◆ DC power supply
- ◆ Auto control system



Constant Current Discharge (Amperes) at 25 °C (77°F)

F.V/Time	5min	10min	15min	20min	30min	45min	1h	2h	3h	4h	5h	6h	8h	10h	20h
1.85V/cell	4.27	3.08	2.58	2.20	1.77	1.36	1.11	0.679	0.517	0.425	0.361	0.312	0.248	0.207	0.114
1.80V/cell	5.43	3.67	2.94	2.49	1.96	1.48	1.20	0.721	0.544	0.447	0.376	0.326	0.258	0.214	0.115
1.75V/cell	6.43	4.15	3.25	2.71	2.09	1.57	1.26	0.752	0.563	0.461	0.386	0.334	0.265	0.218	0.116
1.70V/cell	7.30	4.64	3.58	2.93	2.22	1.65	1.32	0.783	0.581	0.472	0.396	0.342	0.269	0.222	0.118
1.65V/cell	8.05	5.01	3.82	3.13	2.34	1.72	1.37	0.806	0.596	0.482	0.405	0.349	0.273	0.225	0.120
1.60V/cell	8.69	5.40	4.09	3.34	2.46	1.79	1.42	0.831	0.610	0.494	0.413	0.356	0.279	0.229	0.121

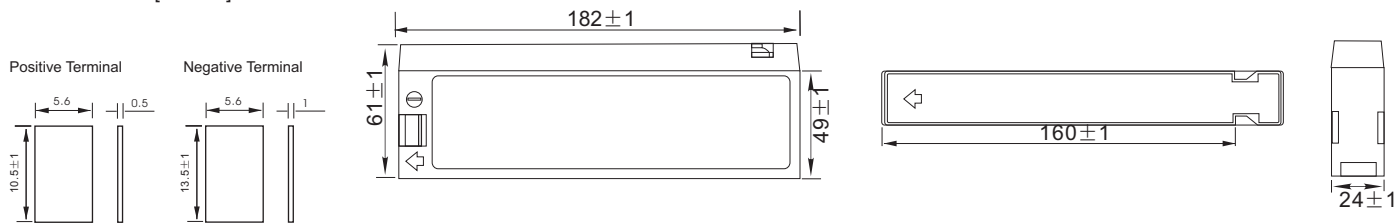
Constant Power Discharge (Watts) at 25 °C (77°F)

F.V/Time	5min	10min	15min	20min	30min	45min	1h	2h	3h	4h	5h	6h	8h	10h	20h
1.85V/cell	8.09	5.90	4.98	4.29	3.46	2.68	2.20	1.35	1.03	0.852	0.725	0.630	0.502	0.418	0.231
1.80V/cell	10.2	6.98	5.65	4.82	3.82	2.91	2.36	1.43	1.08	0.893	0.754	0.655	0.519	0.432	0.233
1.75V/cell	12.0	7.84	6.20	5.23	4.06	3.08	2.48	1.49	1.12	0.917	0.772	0.669	0.531	0.438	0.234
1.70V/cell	13.5	8.68	6.78	5.62	4.30	3.22	2.59	1.54	1.15	0.937	0.788	0.683	0.537	0.444	0.237
1.65V/cell	14.7	9.29	7.18	5.97	4.51	3.35	2.67	1.58	1.18	0.955	0.804	0.695	0.545	0.449	0.240
1.60V/cell	15.7	9.90	7.63	6.30	4.70	3.46	2.76	1.63	1.20	0.975	0.817	0.706	0.555	0.456	0.241

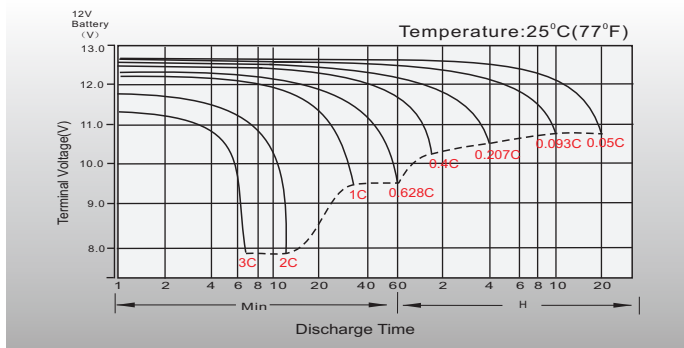
Dimensions

Terminal

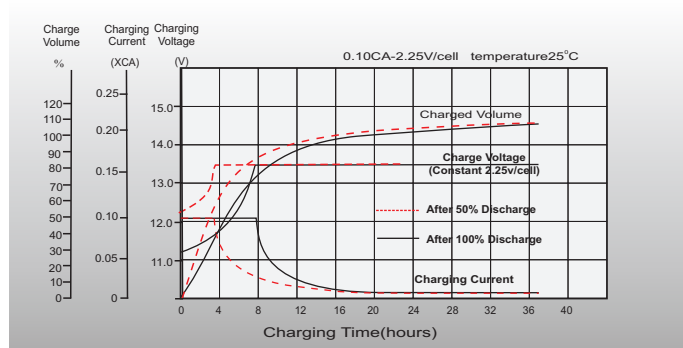
Unit: mm [inches]



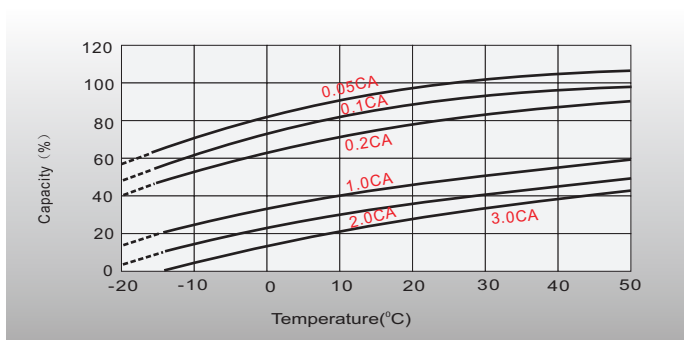
Discharge Characteristics



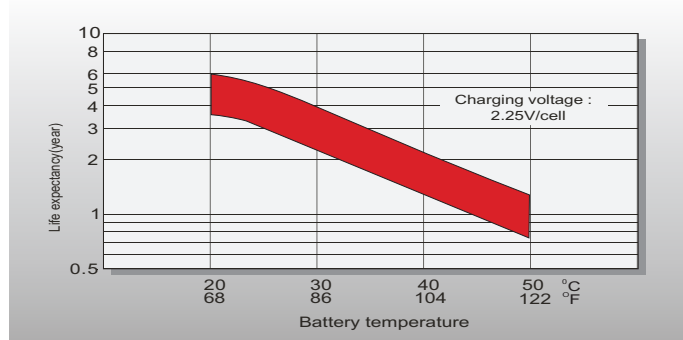
Float Charging Characteristics



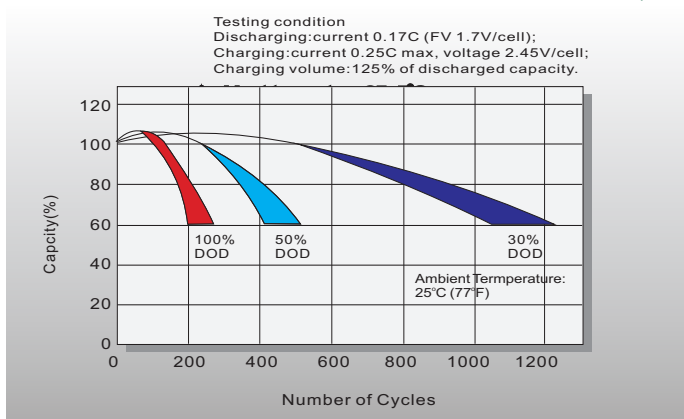
Temperature Effects in Relation to Battery Capacity



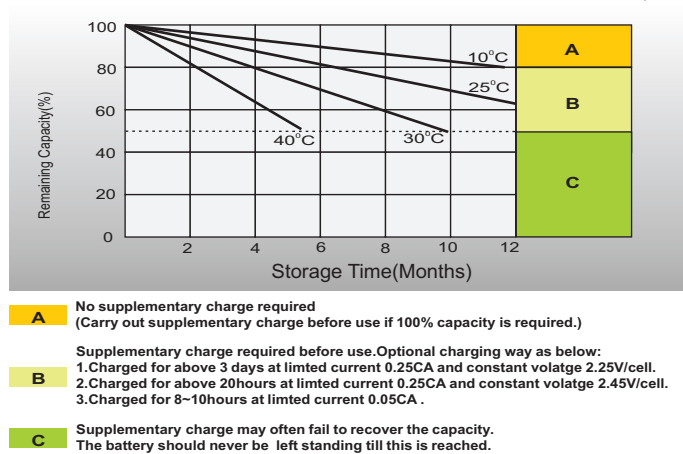
Effect of Temperature on Long Term Float Life



Cycle Life in Relation to Depth of Discharge



Self Discharge Characteristics



Sales Office



GACELL A/S
SLETTEN 17
DK - 7500 HOLSTEBRO

TEL: 961 02 961
MAIL: SALG@GACELL-POWER.DK
WEB: WWW.GACELL-POWER.DK