Denominazione	n°disegno	Scala
LED and Relay Connections HFY, HFX and HFZ	C_XYZ00	5 ott 15
	Approvato PROD	

1 HFX and HFY Connector

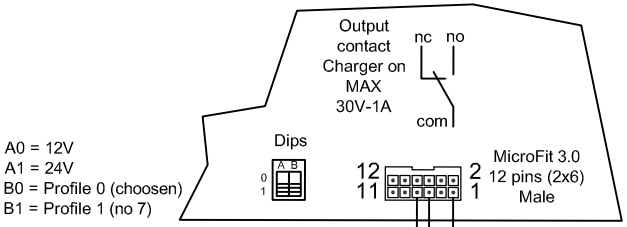

A0 = 12V
A1 = 24V
B0 = Profile 0 (choosen)
B1 = Profile 1 (no 7)

MF		51
1	COM (Relay)	-
2	N.C. (Relay)	-
3	N.O. (Relay)	-
4	Red (A-LED)	-
5	Green (A-LED)	-
6	Common (K-LED)	2
7	TX - Transmission	3
8	RX - Reception	4
9	(*)	-
10	(*)	-
11	Enabled (GND)	-
12	(*)	-

6-7-8-11

CC_Xs_29

2-3-4

AT51 converter Serial-USB

Mini B Fem — DB9 Fem

USB Mini B
USB A

4-5-6

1-2-3

1) Monitor
2) Charge Log
3) Programming

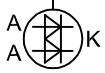

Bicolor LED (remote)

to a safety circuit

2 HFZ Connector

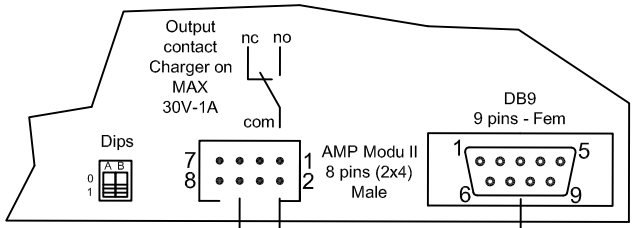

A0 = no action
A1 = no action
B0 = Profile 0 (choosen)
B1 = Profile 1 (no 7)

AMP	
1	COM (Relay)
2	N.C. (Relay)
3	N.O. (Relay)
4	not connected
5	Green (K-LED)
6	Green (A-LED)
7	Red (K-LED)
8	Red (A-LED)

3-5-7-8

CC_Z_29

2-3-4

DB9		51
1	(*)	-
2	(*)	-
3	RX - Reception	4
4	(*)	-
5	GND	2
6	(*)	-
7	TX - Transmission	3
8	Enabled (GND)	-
9	(*)	

AT51 converter Serial-USB

Mini B Fem — DB9 Fem

USB Mini B
USB A

5-6-7-8

1-2-3

1) Monitor
2) Charge Log
3) Programming

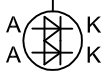

Bicolor LED (remote)

to a safety circuit