

6 V 330 Ah (C₂₀) Deep Cycle Flooded Battery

PHYSICAL CHARACTERISTICS

	SI Units	US Units
Length	305 mm	12,01 inch
Width	180 mm	7,09 inch
Height	365 mm	14,37 inch
Typical weight	46,50 kg	102,51 lbs



Specifications:

- Nominal voltage: 6 V
- Rated capacity: 330 Ah (at C₂₀ and 25 °C)
- Plate technology: Antimony / Antimony
- Separator: Polyethylene
- Electrolyte: Sulphuric acid; analytical grade
- Standards: IEC 60254; IEC 61427
- Case / Lid material: Polypropylene
- Lid type: Flat
- Terminal type: Conical
- Carrying Handles: Available
- Cycles at 75% DoD: more than 1000
- PVES applications: more than 2000 cycles

Performance characteristics:

BATTERY DISCHARGE PERFORMANCE AT 25°C

Discharge rate	C ₅ (5 h)	C ₂₀ (20 h)	C ₁₀₀ (100 h)	Capacity at 25 A
End of discharge voltage	5,10 V	5,25 V	5,40 V	5,25 V
Discharge capacity	270 Ah	330 Ah	350 Ah	630 min / 263 Ah

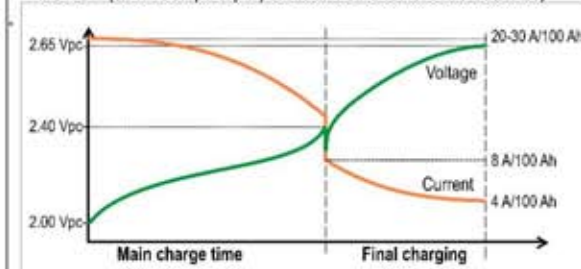
Temperature correction factor of discharge C₅ (5 h) capacity

Temperature	-10 °C	0 °C	10 °C	15 °C	20 °C	30 °C	40 °C
Correction factor	0.83	0.87	0.92	0.94	0.97	1.03	1.09

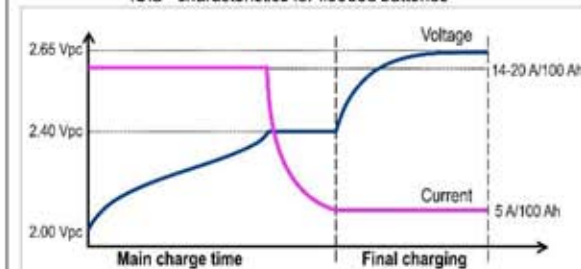
BATTERY CHARGE CONDITIONS

Charging profiles: WaW0 and IU1a Charge factor: 1.10 – 1.20

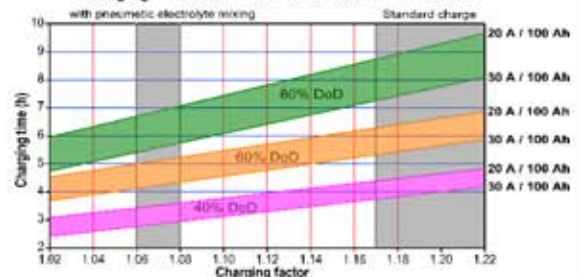
WaW0 – (double slope taper) characteristics for flooded batteries)



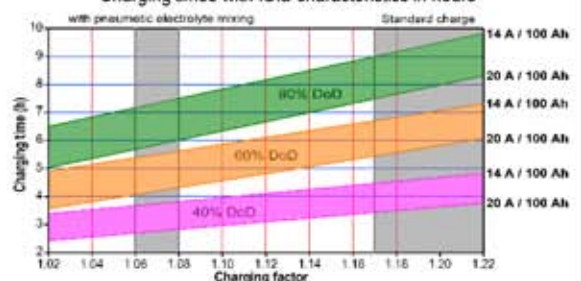
IU1a –characteristics for flooded batteries



Charging times with WaW0-characteristics in hours



Charging times with IU1a-characteristics in hours



It is mandatory to check the electrolyte level every 3 months and top up with deionized water to the markings.