



GACELL A/S · Sletten 17 · 7500 Holstebro · DK  
+45 961 02 961 · www.gacell-power.dk

### NI-MH BATTERIES SPECIFICATIONS

**(MODEL NO.): TC-43.8SCP2200mAh-5C 14.4V**

**(FILE NO.): TC 15-AS1-08-21-MH-001**

**(CUSTOMER NO.): \_\_\_\_\_**

Specification Approved	PREPARED	
	CHECKED	
	APPROVED	

Customer Approved	CHECKED	
	APPROVED	
	Please sign and return one copy to us	Seal the

TCBEST reserve the right to alter or amend the design, model and specification without prior notice



## Content

<b>1.Modified List .....</b>	<b>3</b>
<b>2.Scope .....</b>	<b>4</b>
<b>3.Model .....</b>	<b>4</b>
<b>4.Appearance.....</b>	<b>4</b>
<b>5.Ratings .....</b>	<b>4</b>
<b>6.General Performance.....</b>	<b>4</b>
<b>7.Environment Performance.....</b>	<b>5</b>
<b>8.Safe Characteristic.....</b>	<b>5</b>
<b>9. Specifications of single cell.....</b>	<b>6</b>
<b>10.characteristic of charge/discharge.....</b>	<b>7</b>
<b>11.Quality guarantee period .....</b>	<b>8</b>
<b>12.Transport、 Storage.....</b>	<b>8</b>
<b>13.Guard.....</b>	<b>8/9/10/11</b>
<b>14.Other.....</b>	<b>11</b>
<b>15. (Pack-up diagram).....</b>	<b>12</b>

**1. Modified List**

Product Modified Record List

Revision	Date	Mark	Modified Content	Approved

**2. (Scope):**

This specification is applied to the reference battery in this Specification

**3. (MODEL):** TC-43.8SCP2200mAh-5C 14.4V**4. (APPEARANCE):**

The cell / battery shall be free from cracks, scars, breakage, rust, discoloration, leakage and deformation.

**RATINGS:**

Table below can be taken as the basic guideline of evaluation the battery quality.

5.1 (ambient temperature)  $20\pm 5^{\circ}\text{C}$ , (Relative Humidity):  $65\pm 20\%$  5.2 (Testing facility must conform to the condition):

IEC 51/IEC 485 0.5 0.01 $\Omega$

Ampere meter: IEC 51/IEC 485 stipulated grade 0.5 or above, including the down-lead resistance totally less than 0.01 $\Omega$

1KHz 4

Resistance tester: AC 1 KHz sine wave 4 terminals testing equipment

**6. (General Performance) :**

Item	Specification	Conditions
Standard charge	<u>220</u> mA (0.1C)	$20\pm 5^{\circ}\text{C}$ , $65\pm 20\%$ ambient temperature of $20\pm 5^{\circ}\text{C}$ , Relative Humidity: $65\pm 20\%$
	<u>16</u> hrs	
Standard discharge	<u>440</u> mA (0.2C)	12V standard charge, the final voltage is 12V
Rapid Charge	<u>1100</u> mA (0.5C)	$-\Delta V=5\sim 10\text{mV}$ $20\pm 5^{\circ}\text{C}$ , $65\pm 20\%$ ambient temperature of $20\pm 5^{\circ}\text{C}$ , Relative Humidity: $65\pm 20\%$
Rapid discharge	<u>1100</u> mA (0.5C)	12V standard charge, the final voltage is 12V
Maximum discharge current	<u>11A</u> (5C) $\geq 9.5\text{min}$	9.6V standard charge, the final voltage is 9.6V
Median voltagy	$\geq 13.2\text{V}$	
Trickle Charge	<u>44~110</u> mA (0.02C~0.05C)	$T_a=-10\sim 45^{\circ}\text{C}$
Nominal Voltage	<u>14.4</u> V	
Open circuit voltage	$\geq 15\text{V}$	1hrs Within 1 hr after standard charge
Nominal Capacity	<u>2200</u> mAh	
Minimum Capacity	$\geq 2100$ mAh(0.2C)	Standard charge and Standard discharge
	$\geq 2070$ mAh(0.5C)	Standard charge and Rapid discharge
Internal Impedance	$\leq 230\text{m}\Omega$	Within 1 hr after standard charge
Charge-retention Rate	60%(1320mAh) Charge retention rate $\geq$ Nominal capacity 60%(1320mAh)	28 天, 0.2C 12V Storage a period of 28 days after standard charge, then Standard discharge (0.2C) to 12V
Cycles Test	$\geq 500$ Cycles	IEC61951-2:2003 (see note 2)

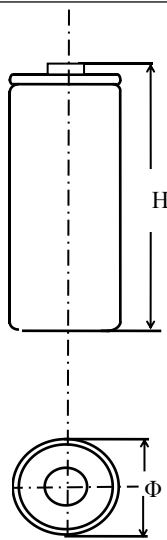
**7、(Environment Performance) :**

Storage Temperature	Within 1 year	-20~25°C
	Within 6 months	-20~35°C
	Within 1 months	-20~45°C
	Within 1 week	-20~55°C
Operation Temperature	Standard charge	15~25°C
	Fast Charge	0~45°C
	Discharge	0~45°C
Constant humidity and hot performance	No damage	33±3°C, 80±5% 14 Full charge the battery at current 0.1C, 33±3°C, 80±5%R.H., storage 14 days.

**8、(Safe Characteristic) :**

Over-charge	No leakage nor explosion apacity≥100%	0.2CmA <u>12V</u> , 0.1CmA 48, 0.2CmA 0.2C discharge to <u>12V</u> , 0.1C charge for 48 hrs, then test the Capacity with Standard discharge Conditions
Over-discharge	80%。 No leakage nor explosion Capacity≥1760mAh	0.2CmA 14.4V, 32.7Ω, <u>24</u> 0.2C discharge to <u>14.4V</u> , Combine the battery with a 32.7Ω electric resistance, after stored for a period of 24 hrs, then test the Capacity with Standard discharge Conditions
Vibration Test	≤0.03V/≤5 mΩ/只 Voltage variety: ≤0.03V/cell Internal impedance: ≤5 mΩ/cell	0.1C 16 24 1.5mm, 3000CPM, 60 Charge at current 0.1C for 16hrs; place for 24 hrs, check the battery before and after vibration. Vibration condition: Swing: 1.5mm, Frequency: 3000CPM, Vibrate for 1hr to any direction.
Drop Test	≤0.03V/≤5 mΩ/ Voltage variety: ≤0.03V/cell Internal impedance: ≤5 mΩ/cell	0.1C 16, 24 1.2m 10mm) . Charge at current 0.1C for 16hrs, place for 24 hrs, check the battery before and after fall down test; Impact condition: Fall down from height 1.2m to any direction on the hard-wood board( Thickness:10mm), test for 3 times
Safety	No disrupt or burst, explosion, but leakage of electrolyte and deformation are acceptable	20±5°C 0.2I <sub>t</sub> A 0.0V, 1.0I <sub>t</sub> A, The battery shall undergo a forced discharge in an ambient temperature of 20±5°C, at a constant current of 0.2I <sub>t</sub> A, to a final voltage of 0V. the current shall then be increased to 1.0I <sub>t</sub> A and the forced discharge continued in the same ambient temperature of 20±5°C, for 60 min.
External Short Circuit	No fire and no explosion	20°C±5 0.75mm <sup>2</sup> After standard charge, short-circuit the cell at 20°C±5°C until the cell temperature returns to ambient temperature. (cross section of the wire or connector should be more than 0.75mm <sup>2</sup> )

**9、(Specifications of single cell):**

TYPE	Nickel-Metal Hydride cylindrical single cell		unit: MM 
MODEL	TC-43.8SCP2200mAh-5C 1.2V		
Dimensions	diameter	22.0±0.15mm	
	Height	42.0-0.5mm	

**10、(characteristic of charge/discharge):**

Note 1: Standard charge and Standard discharge Note 2: (1).

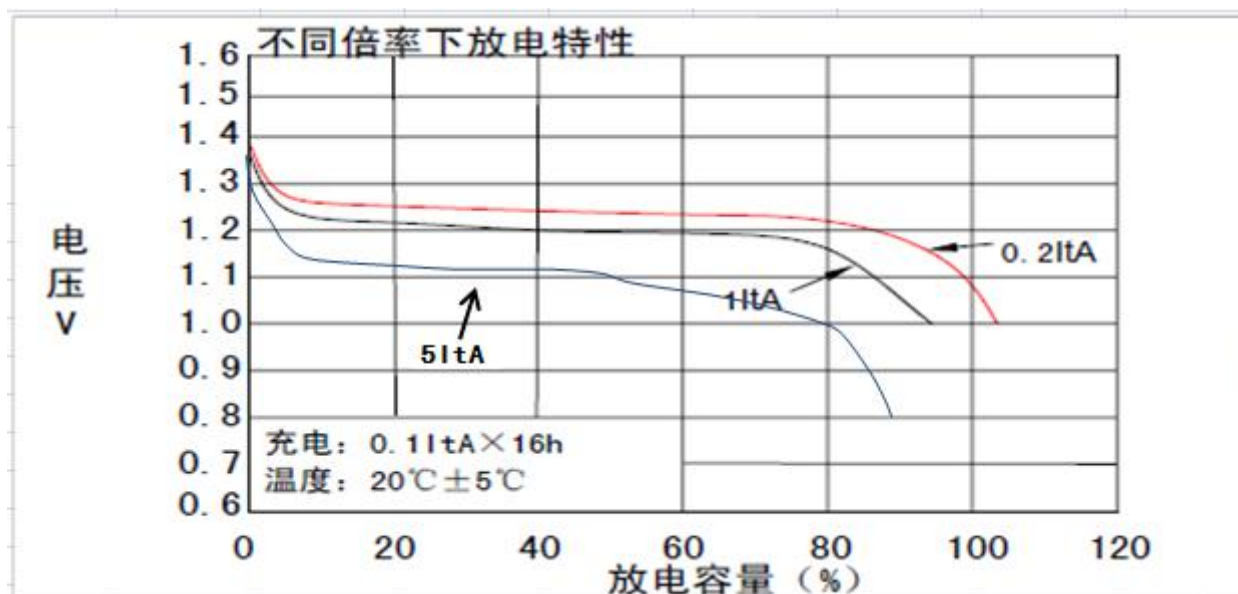
Ambient temperature: 20±5℃, Relative Humidity: 65±20%

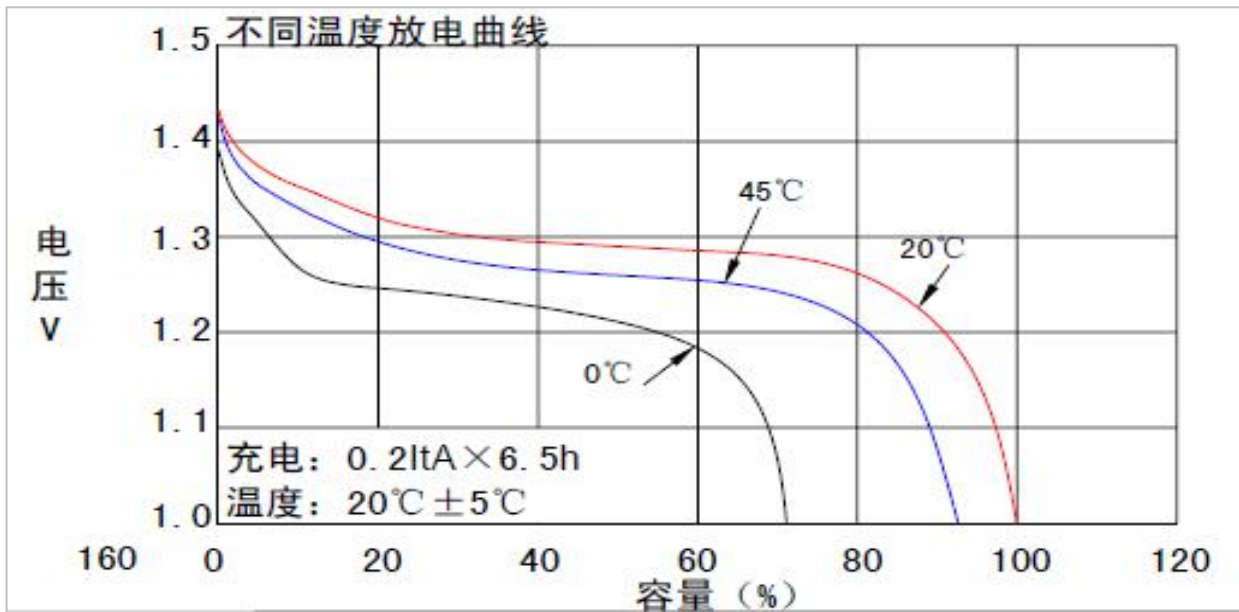
(2). IEC (Life test method of IEC61951-2:2003) :

Cycle Number	Charge	Stand in charged condition	Discharge
1	0.1C×16hrs	None	0.25C×2hrs 20min
2~48	0.25C×3hrs 10min	None	0.25C×2hrs 20min
49	0.25C×3hrs 10min	None	0.25C to 12V/ cell
50	0.1C×16hrs	1~4hrs	0.20C to 12V/cell

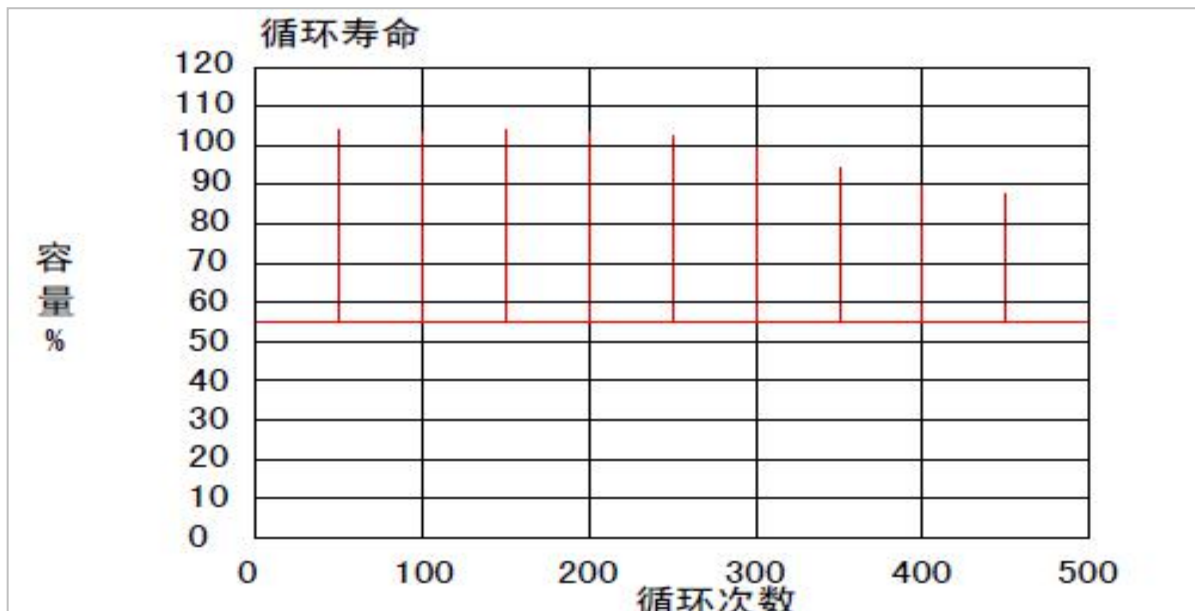
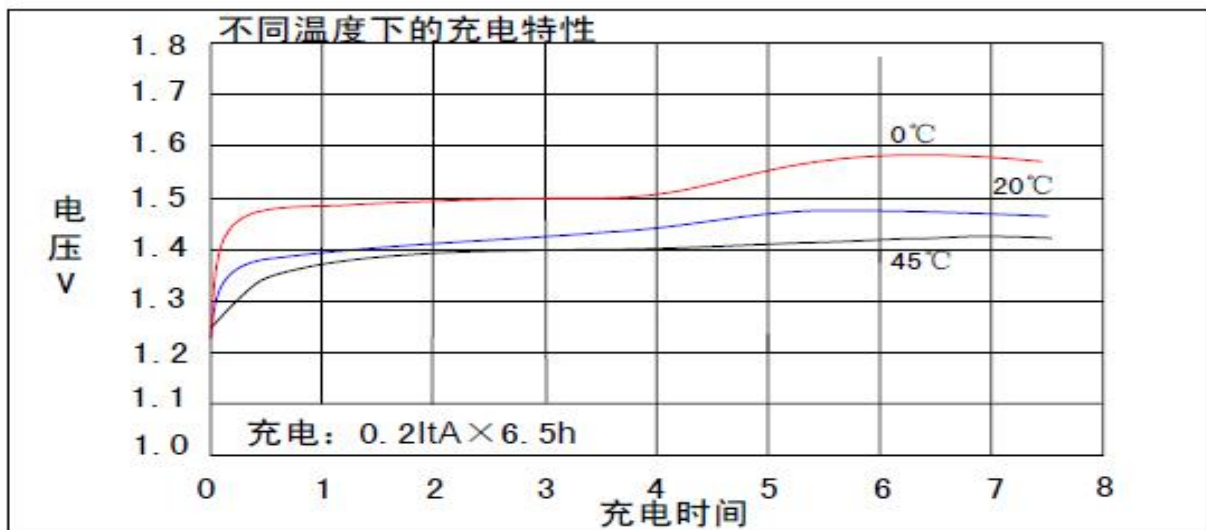
1 50 50 3

Cycles 1 to 50 shall be repeated until the discharge duration on any 50<sup>th</sup> cycle become less than 3h. At this stage, a repeat capacity measurement as specified for 50 shall be carried out





特征曲线



**11、 保 证 期(Quality guarantee period):**

12

20-80 % ,

0.2C 12V/ 3 0.2C 12V/ 0.1C 16hrs, 20min, 0.2C 12V/ Guarantee time for one year due to the processing and raw material defectiveness.

Suggestion: The products before delivery would be charged 20-80% capacity according to the transportation distance and packing condition. While checking the capacity, please discharge the battery at 0.2C to 12V/cell; then charge and discharge the battery at by standard current. If the storage time over 3 months or above, please discharge the battery at the current 0.2C to 12V/cell, then charge the battery at 0.1C for 15 hours, after that place for 20mins, discharge the battery at 0.2C to 12V/cell. After this activation, check the capacity by the standard current charge and discharge the battery. The first time use suggested to take standard charge method to charge the battery to prevent from damage to battery.

**12. (Transport、 Storage):****12.1 (Transport):**

Batteries should be kept in a clean dry and ventilated environment in the process of transportation, And to prevent violent vibration impact or pressure, Prevent the sun and rain, Can use the auto train ships and aircraft and other means of transportation

**12.2 (Storage):****12.2.1 (Temperature and humidity storage) :**

-20°C~35°C, 85%

The battery should be stored at ambient temperature for -20°C~35°C, The relative humidity is not more than a clean and dry 85% indoor ventilation , Should avoid contact with corrosive

substances, We should keep away from fire and heat source。

**12.2.2 (Placed way storage) :**

5~10cm

Batteries stacked layers of boxes of highest do not exceed five layers , In order to ensure good air circulation between the state of the battery box, Please keep box between 5 ~ 10cm distance, Prevent battery due to the deposition temperature gathering and cause safety accident。

**13、 (Guard):**

In order to prevent from battery effect caused by equipment failures, Ensure that the circuit and battery set of safety. In the design and production equipment, Please give full consideration to the following matters, And consider the specification.



 **Note) :**

- ◆ Batteries should be charged prior to use.
- ◆ Fast charging method of all should be discussed with our engineer.
- ◆ When using a new battery for the first time or after long term storage, please fully charge the battery

before use.

- ◆ For charging methods please reference to our specifications.
- ◆ Ni-Cd 或 Ni-MH  
Use the correct charger for Ni-Cd or Ni-MH batteries.
- ◆ Store batteries in a cool dry place.
- ◆ When connecting a battery pack to a charger, ensure correct polarity.
- ◆ When not using a battery, disconnect it from the device.
- ◆ During long term storage, battery should be charged and discharged once every 3 months.

 **(Warning) :**

- ◆ Do not reverse charge batteries.
- ◆ Do not short circuit batteries, permanent damage to batteries may result.
- ◆ Do not subject batteries to adverse condition such as extreme temperature, deep cycling and excessive Overcharge / over discharge.
- ◆ Do not mix batteries with other battery brands or batteries of a different chemistry such as Alkaline and zinc carbon
- ◆ Do not mix new batteries in use with semi-used batteries, over discharge may occur
- ◆ If find any noise, excessive temperature or leakage from a battery, please stop its use.

- ◆ When the battery is hot, please do not touch it and handle it, until it has cooled down.
- ◆ Do not remove the outer sleeve from a battery pack nor cut into its housing.
- ◆ When find battery power down during use, please switch off the device to avoid over discharge

Do not put the sea water or other oxidation on battery treatment trial, Because this will cause the battery to rust and fever. If the battery is rusty, Its decompression explosion-proof valve will not work, So it will cause an explosion.

- ◆ Do not over charging Ni MH battery, The preset charging time continue to charge that is not more than the charger description or indication. If the Ni MH battery charging device preset time after charging is still not full, Please stop charging, Prolong the charging time will cause battery leakage heating and explosion.
- ◆ Ni MH battery contains colorless alkali solution(That is, the electrolyte), If on skin or clothing and Ni MH battery electrolyte contact, Please clean with boric acid or acetic acid water, Rinse thoroughly with clean water. The battery's electrolyte will corrode the skin.
- ◆ Disable the battery series number exceeds 20, For more than 20 branches of series batteries can cause electric

shock leakage or fever.

- ◆ When Ni MH battery is full of electricity use time is far less than the initial work time, The service life of the

battery is full, Should be replaced with a new battery.



**( Danger ) :**

- ◆ Do not incinerate or mutilate batteries, may burst or release toxic material.
- ◆ Avoid batteries being used in an airtight compartment. Ventilation should be provided inside the battery compartment; otherwise batteries may generate hydrogen gas, which could cause an explosion if exposed to an ignition source.
- ◆ Unplug a battery by holding the connector itself and not by pulling at its cord
- ◆ After use, if the battery is hot, before recharging it, allow it to cool in a well-ventilated place out of direct sunlight.

- ◆ Never put a battery into water or seawater.
- ◆ Do not attempt to take batteries apart or subject them to pressure or impact. Heat may be generated or fire may result. The alkaline electrolyte is harmful to eyes and skin, and it may damage clothing upon contact.
- ◆ That is not to be Ni MH battery placed higher than 1.5 meters of easily falling place, do not make it from more than 1.5 meters above the ground, drop
- ◆ That will not Ni MH battery positive and negative electrode with conductive material, Such as wires connected directly. Do not transport or storage, Transportation and storage battery, Transportation and storage battery, pay attention not to let the metal necklace key contact conductive house, Transport or storage use special tool(Such as special carton).
- ◆ The prohibition of open TC Ni MH battery. Removing the battery will cause the external or internal short circuit, Lead battery components exposed chemical reaction occurred in the air, The explosion of fire will cause fever, Will cause the battery alkali splash, Very dangerous.
- ◆ Keep away from children. If swallowed, contact a physician at once

#### 14. 其他(Other):

- ◆ The company has to modify the specification does not notify the customer in case of rights.
- ◆ Matters discussed and decided by the supply and demand sides.
- ◆ Not according to the specification of operation caused the accident, the company does not undertake any responsibility.

15. (Pack-up diagram):

技术要求:

- 1、单个电池，贴白色面垫，四只电池首尾相连充身点焊，再套PVC，用模具压平，用模具定位粘胶，尺寸不能超过。
- 2、电池头（底）部件连接接片要牢固，无歪斜，无虚焊，无炸火、无漏焊，要求正、负极点六个焊点，点焊时注意每半个小时检一次有无虚焊；
- 3、不吸烟。

NO	名称	规格	数量	单位	备注
10	外箱	245*225*128mm	1	个	6盒/箱 K=K
9	小白盒	200*75*55mm	6	个	1组盒 W9A
8	单体面垫	21*10*0.3mm	72	片	白色纸质圆孔
7	电池	43.8SC2200	72	只	按2分钟一档组合
6	热缩管	φ 6.5*1.5mm	6	个	套在正极引出片上
5	SC二连垫	42.8*22*0.3mm	12	个	红铜纸 贴电池组头底部
4	SC单垫	φ 21*0.3mm	12	个	红铜纸 贴电池组头底部
3	单条PVC	36#*180*0.1mm	80	条	069#黑色
2	连接片	8*22*0.12mm	12	片	镀镍
1	连接片	6*25*0.1mm	72	片	镀镍

型号	43.8SC2200	工艺图纸
电池类型	Ni-MH	版本 A0 页码 1/1
标准电压	14.4V	图纸编号: 20110116
审核:	审核:	客户代号: BON-094
编制:	编制:	业务确认:
		批准: