

**ELECTRIC VEHICLE** applications are wide and varied with many durability & power demands placed firmly on the batteries shoulders.

**ELECTRIC VEHICLE AGM** always delivers when you need it, whatever your DC requirement in general EV applications.



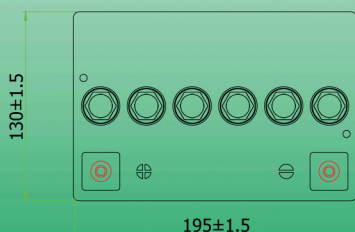
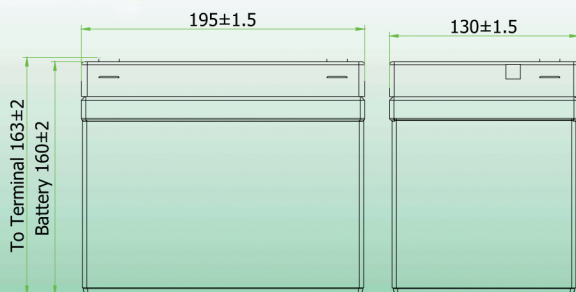
**Tough ABS case with INSERT TERMINALS as standard, smaller sizes with FASTON.**

**Special Active Material Formulation & AGM Technology delivers cranking amps, general power and long/deep discharges.**

**GOOD CYCLE LIFE and resistance to mechanical stress and the elements all in one battery.**

Dimensions mm - kg						Dimensions Inches - lbs						Cold Cranking Amps		
Length	Width	Height Auto	Height Insert	Height Battery	Weight	Length	Width	Height Auto	Height Insert	Height Battery	Weight	20oC (68oF)	0oC (32oF)	-18oC (0oF)
195	130	-	163	160	11.6	7.68	5.12	-	6.42	6.30	25.58	439	345	240

Volts	Thread size mm	Reserve Capacity - Mins					Capacity - Ampere Hour*						
		75 Amps	<b>25 Amps</b>	20 Amps	15 Amps	8 Amps	100 Hr	48 Hr	<b>20 Hr</b>	10 Hr	5 Hr	3 Hr	1 Hr
12	6	16	64	86	121	255	47.3	44.4	41.1	39.0	35.7	32.5	27.3

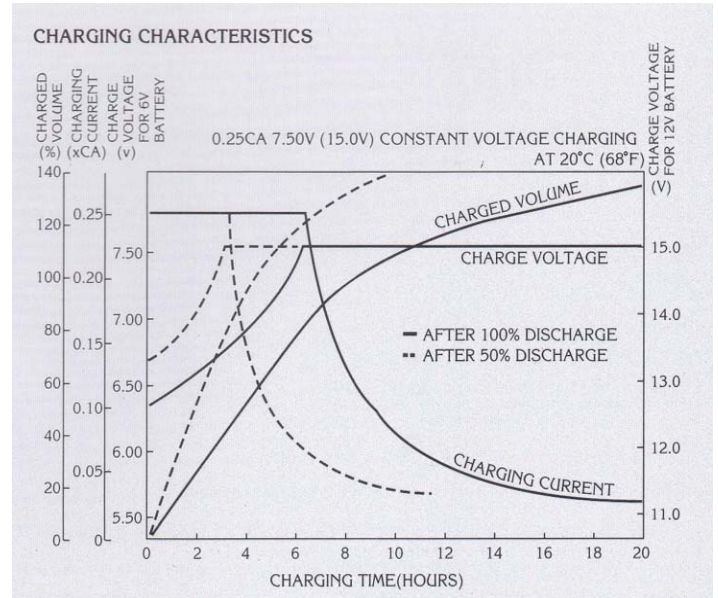
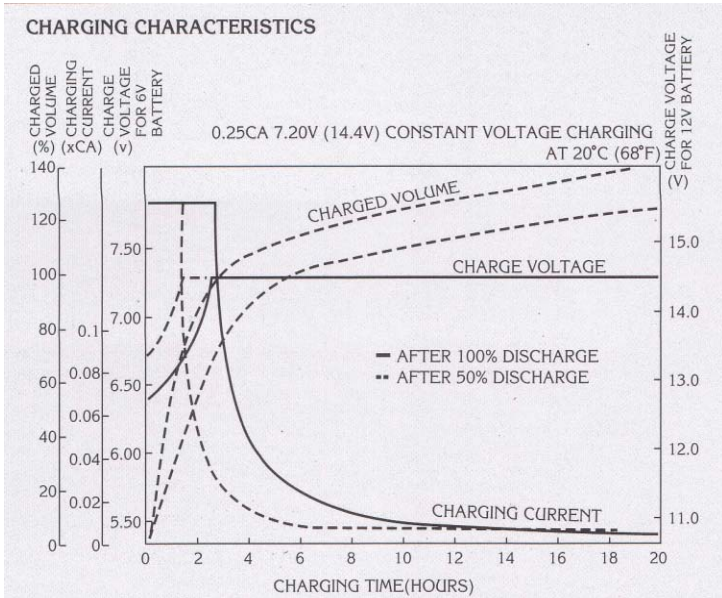
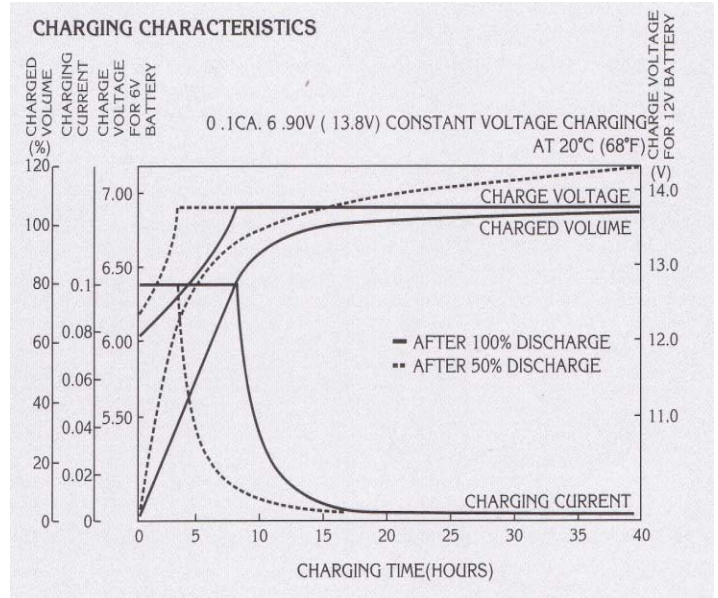
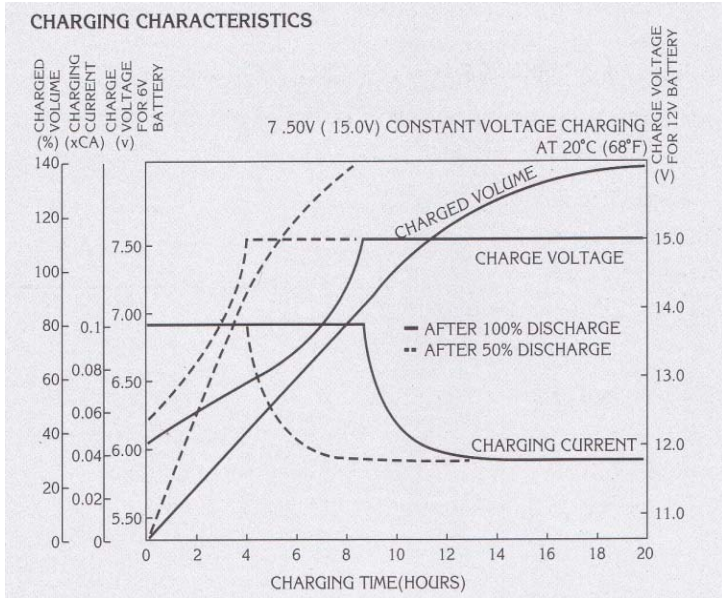
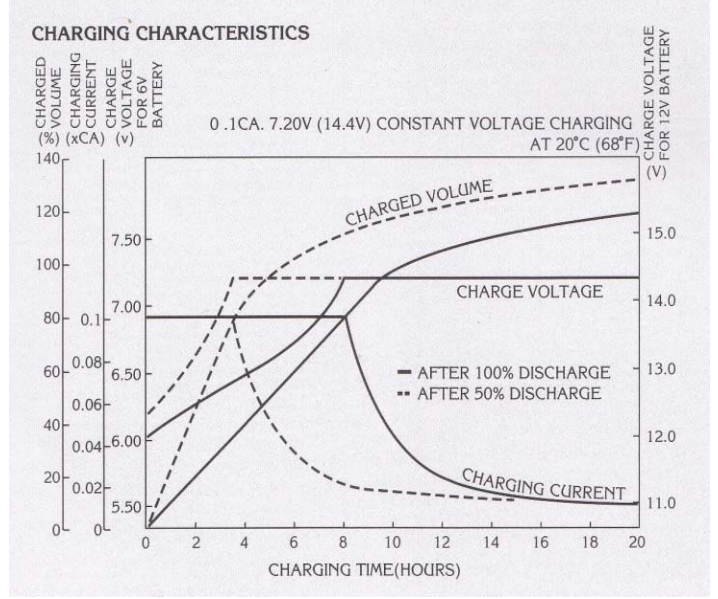
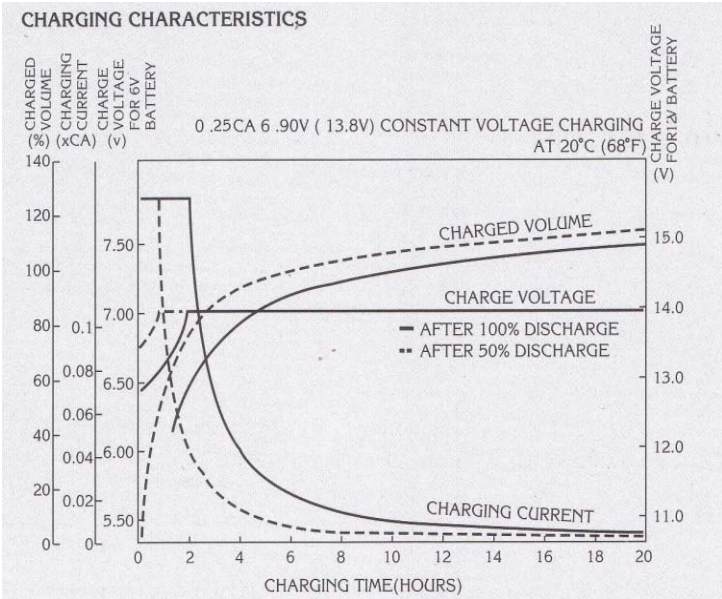


**EV Charging** - To obtain maximum cycle life from your EV battery it is important that a suitable charging profile is used.

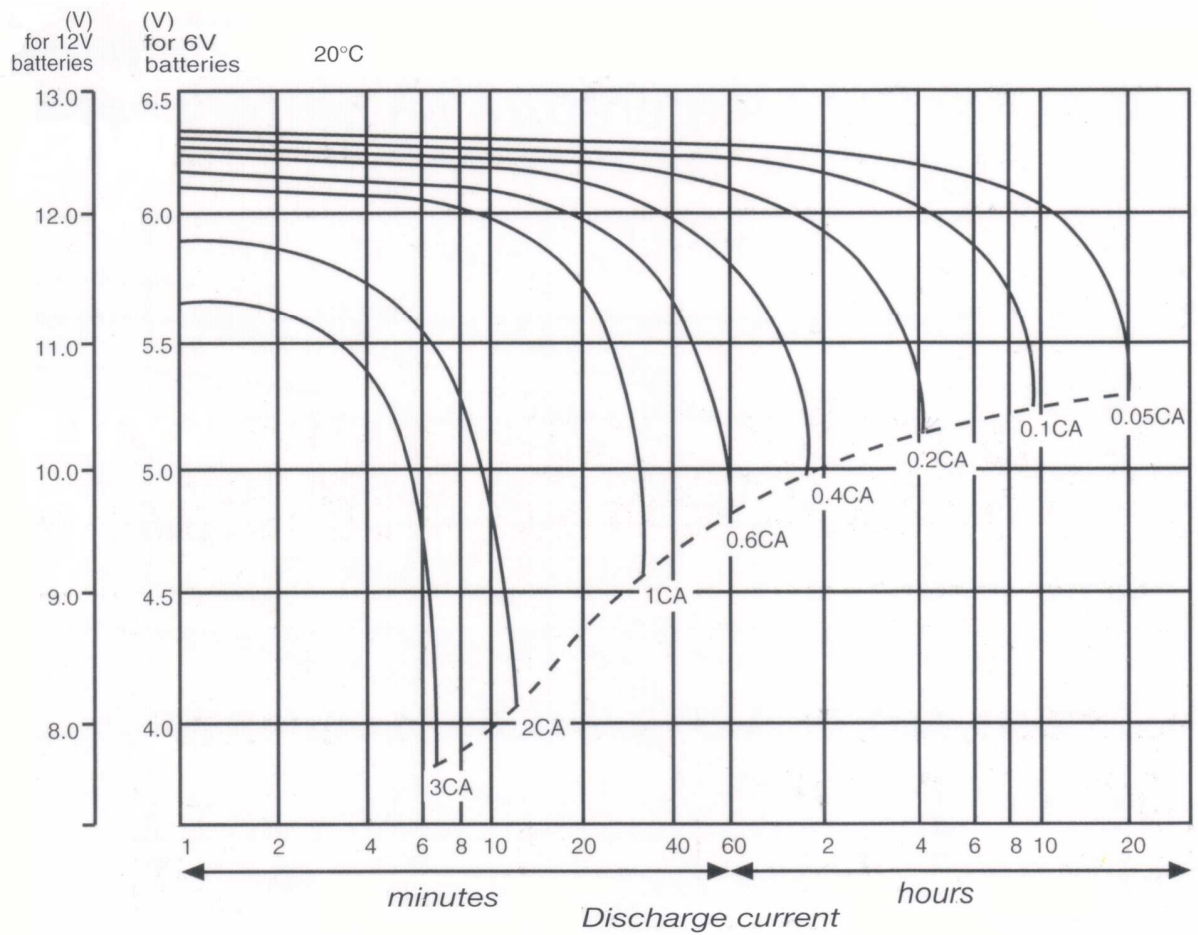
**NOTE:** AGM batteries are true cycling batteries, plate chemistry is specifically for cyclic applications.

**ELECTRIC VEHICLE AGM delivers maximum capacity within five cycles and keeps delivering long after the others are on the scrap heap. R&D has resulted in SPECIAL CHEMICAL and PROCESS technology to ensure consistency and performance.**

# Charging Characteristics - Constant voltage charging



Applicable to AGM and Gel products



Note: Battery specific discharge curves are not published, as there is very little variation in the lead/acid discharge profile due to battery size of plate profile.